

OFFALY COUNTY COUNCIL



LOCAL AUTHORITY BUDGET 2014 AND EXPLANATORY TABLES



FOR THE YEAR ENDING 31ST DECEMBER
2014

(ADOPTED DECEMBER 20TH 2013)

Offaly County Council

Adjustment by Elected Members to Draft Budget 2014

(Adopted December 20th 2013)

Additional Expenditure/ (Expenditure Reductions)

€

Housing	Housing Repairs - Pre Lets	100,000
Veterinary Service	Control Of Horses	(10,000)
Educational Support	Contribution to VEC	(14,000)
Adminstration of Rates	Cost of Valuation	(10,000)
Motor Taxation	Motor Tax/ Driver Licencing	(10,000)
Local Reps & Civic Leadership	Vice Chairs allowance	2,917
Local Reps & Civic Leadership	Members Conference expenses	(2,917)

56,000

Additional Revenue/ (Revenue Reductions)

Housing	Housing Rents from Prelets	56,000
---------	----------------------------	--------

56,000

Note : These adjustments are reflected in Tables A to F and Appendix 1



To: An Cathaoirleach and Elected Members of the Council

A Chairde

I enclose for your consideration the Draft Budget for Offaly County Council for the year ended December 31, 2014. Included are the reports from the members of the Management Team in respect of their areas of responsibility.

The Minister for the Environment, Community and Local Government by Circular Fin 05/2013 determined the period November 24, 2013 to January 13, 2014 as the prescribed period for County Councils to hold their 2014 budget meetings.

The Council's statutory budget meeting is scheduled for Monday, December 16, 2013 at 2 p.m. It is intended that the Management Team will meet before then with the CPG and elected members in committee to discuss the draft budget. The process of considering and adopting the Budget must be completed with the prescribed period of 21 days.

Local Authorities are required by law to adopt a budget that is sufficient to meet their proposed expenditure - total expenditure must be matched by total estimated income from commercial rates, charges for goods and services, and government grants. In addition, as well as adopting the budget for the coming year, Elected Members must also determine the annual rate on valuation to be levied on commercial properties. Section 16 of the Local Government Act 2001, requires the Local Authority, in discharging its functions, to have regard to the resources available to it, the need to maintain essential services, and to ensure a reasonable balance is achieved between its functional priorities.

Budget Context

Members will be well aware of the challenging budgetary environment in which the council has operated since 2008. This has resulted in a significant decrease in income available to the council, not only from the Local Government Fund (LGF), but also from other sources. The members have, however, addressed this situation responsibly, by adopting balanced budgets, overseeing reorganisation of council services, and making provision to address the deficit which arose over more recent years due to a number of particular circumstances.

Factors which have influenced the council's budgetary position include:

- Our high dependency, as a rural local authority, on LGF funding. This accounts for 63% of our net expenditure requirement compared to 23% in the cities.
- The cumulative reduction of 27% in receipts from the LGF from 2008-2013
- The decision of the elected members to assist business and encourage economic developing by not increasing rates for 6 years (keeping our rates multiplier at one of the lowest levels in the country)
- Adoption and implementation of a revised Fire and Emergency Operation Plan for the county
- Reduced income from service delivery across a range of services including water, planning and environment
- Increased regulatory requirements in relation to areas such as health and safety and environmental protection
- A reduction in council staff numbers of 29% since 2008

I wish to acknowledge the action and oversight of the elected members in working with the executive to take the necessary action to manage the Council's finances in difficult circumstances; and the co-operation and flexibility shown by staff in implementing the necessary measures, while continuing to serve the public to the best of their ability.

Local Government Funding

Preparing a budget for 2014 has been more challenging than usual due to the current flux in local government finance, including:

- Replacement of the Household Charge by the Local Property Tax from 2013
- Liability for LPT on local authority-owned social housing from 2013
- Termination from 2014 (except for arrears) of income from the Non-Principal Private Residence (NPPR) Charge (the loss of which has been taken into account in framing our 2104 LGF allocation)
- Re-apportionment nationally of the income from Motor Tax
- Establishment of Irish Water and the funding of that organisation to deliver services (through local authorities) until it gets to market and commences charging for domestic water
- The planned abolition of the Town Councils in 2014 and the merger of their finances with those of the County Council

As a result of these factors, the local government funding model has changed considerably for 2014. Accordingly, it is not possible to directly compare the 2014

General Purpose Grant allocation to Offaly County Council (of €6,663,642) from the Local Government Fund with such allocations in previous years.

The 2014 allocation is for the county at large, inclusive of Tullamore and Birr Town Councils. Apportioning the appropriate share of this allocation to these Town Councils is a matter for Offaly County Council. I am recommending that the amount so apportioned should be the same as their receipts from the Local Government Fund and NPPR for 2013. Next year will be very much a transitional year as far as Town Council finances are concerned. They will be required to adopt their 2014 budgets on a full-year basis, but it is intended that their finances will be consolidated with those of Offaly County Council in the second half of the year.

Another major change is that the LGF allocation for 2014 reflects the water costs being removed from local authorities through the establishment of Irish Water. Such costs will now be met by an allocation from Irish Water to the Council in respect of water services to be delivered by the Council for Irish Water under a Service Level Agreement (SLA). The amount allocated to Offaly County Council by Irish Water for this purpose for 2014 is €10,126,000.

Taking all the changes into account, I am glad to report to the Council that the overall level of income available for 2014 from the LGF General Purposes Grant and from Irish Water shows no material change from that available to us from the LGF for 2013. This is a matter of considerable relief given the extent of change currently underway in local government structures and financing. Taking into account the difficult proposals I have had to make in recent years for members' consideration in relation to significantly reducing budget allocations across all our service areas, I am pleased to advise that, given the consolidation of our income from the above sources, there is no material change in the overall draft budget proposed for 2014.

Commercial Rates

Despite the pressure on council finances, and in contrast to the increases in revenue-raising measures by the National Exchequer over a number of years now, I am not proposing any increase in commercial rates in 2014. This is the sixth year in succession in which no increase is proposed, and will maintain our rates multiplier as one of the lowest in the country.

Local Government Efficiency and Change Management

This year's report of the Local Government Efficiency Review (LGER) Implementation Group has confirmed that the Local Government sector has achieved gross savings of

€839m since 2008 (which exceeds the target set in the 2010 LGER Report); and a reduction in staff numbers of about 25% (to end 2012). This is the largest fall in staffing in any part of the public sector since the beginning of the financial crisis. Application of the Public Service Agreements (Croke Park and Haddington Road) to local government has helped to manage this reduction in resources through more flexible deployment of staff and lowering of staff costs through pay reductions, increment freezes, reduced leave provisions and longer working hours, within an overall climate of constructive industrial relations. It is a matter of regret that the local government sector does not get greater credit in public discourse for its contribution to national recovery.

As a significant part of this contribution, local authorities have been developing a wider range of shared services to reduce costs, achieve efficiencies and improve service delivery. Those commenced to date include:

- National Waste Collection Permit Office (led by Offaly County Council)
- National Local Authority Procurement Office (led by Kerry County Council)
- Regional Paid Parking Shared Service (Midlands - led by Westmeath County Council)
- Shared ICT front/back office (led by LGMA)
- Shared Treasury Management (led by Cork County Council)
- Payroll and Superannuation Shared Service (led by Laois County Council with Offaly as pilot area)

In addition to participating in the above initiatives, Offaly Local Authorities have undertaken a number of additional efficiency and change management measures including:

- Review of corporate priorities to focus on efficiency in service delivery and on economic development
- Centralised revenue collection, accounts payable and payroll
- Appointment of Procurement and Efficiency Officer. Actions taken include adoption and implementation of Corporate Procurement Plan; maximising use of sectoral and national procurement frameworks to combine purchasing power and obtain better value for money; organising supplier workshops (with Offaly CEB) to improve the ability to local businesses to compete for public procurement
- Non-replacement of staff on maternity, illness or other leave and severe restriction of overtime working
- Introduction of revised HR policies and procedures, e.g. re. performance management and development, and management of time and attendance of employees
- Improvement of flexible payment facilities (online, direct debits, standing orders, payment cards) for customers

- Review of Council and Customer Services, including introduction of co-ordinated customer management systems.
- Introduction of continuous service improvement, and extension of HR role to Organisational Management and Development
- Review of Area/HQ service delivery
- Co-ordination and integration of the Council's Community and Cultural services to maximize impact of council support for local communities and initiatives

A number of the above measures will help to inform the Municipal District reconfiguration currently underway, as well as the council's new Corporate Plan to be adopted following the local elections in 2014.

Local Government Reform – ‘Putting People First’

2014 will see further major changes in Offaly Local Authorities as a result of implementation of the government's policy statement on Local Government "Putting People First" (October 2012). Legislation is currently being considered by the Oireachtas to give effect to these reforms. Assessment of the precise impact of such changes on local authority budgetary frameworks will need to await enactment and commencement of the relevant legislation; but for 2014 budgetary purposes, estimates of income and expenditure (as contra items) may need to be made on an interim basis for some budget sub-heads, pending final clarification of details (as is currently done, for example respect of roads funding).

The principal changes that relate to the Council for 2014 are expected to be:

Irish Water: The Water Services Act 2013 established Irish Water, allowed it to install domestic waters and empowered the Commission for Energy Regulation to determine charges for water services. The Water Services (No. 2) Bill was published on 02/12/13. The Bill provides for the transfer of most water services functions from county/city councils to Irish Water (other than those relation to Rural Water Services and domestic waste-water systems), as well as related assets and liabilities; and for the making of agreements between Irish Water and each county/city council for the delivery of water services. An agreement has been reached nationally that the first Services Level Agreements (SLAs) will cover a period of 12 years. It is envisaged that the Council will commence its formal service delivery relationship with Irish Water in 2014, through agreement of an SLA which will govern annual service plans and associated budgetary allocations from Irish Water. The legislation allows Irish Water charge for water services. It also enables the transfer of funds held by local authorities in the form of development levies for public water services by Ministerial order.

Local Economic and Enterprise Development: The Local Government Bill 2013 provides for an enhanced role for local authorities in economic development and enterprise support, including a specific SPC for that purpose. The County/City Enterprise Boards (Dissolution) Bill 2013 provides that the functions of CEBs are to be transferred to Enterprise Ireland (EI), and that the county/city councils will carry out these functions on behalf of EI (under a SLA) through new Local Enterprise Offices (LEO). The LEO will combine the services offered by the CEB with the business/ enterprise development services of the council, to improve local support for micro-enterprise and SMEs. Good progress has been made between Offaly County Council and Offaly CEB in preparing for the LEO to be established in early 2014. The establishment of the Offaly LEO is provided for as a contra item in the draft budget (subject to final agreement of the SLA with EI)

- (i) Local Government Structures: The Local Government Reform Bill 2013 provides for the abolition of Tullamore, Birr and Edenderry Town Councils, and for their functions, assets and liabilities to be transferred to Offaly County Council (which is to have 19 elected members). A provision is being made in the draft budget for the local elections and reduction in the number of members. The county is to be divided into 3 Municipal Districts (Tullamore, Birr, Edenderry). These are to have certain functions as of right, others to be performable at either municipal district or county level, with others to be delegated by the County Council. Each Municipal District is also to have significant budgetary responsibility for its area, subject to overall county council budgetary management. Extensive provision is made in the Bill for financial and transitional arrangements consequential on dissolution of the Town Councils, including establishment of a single rating authority for the county, and harmonisation of commercial rates over a maximum period of 10 years; and for revised provisions relating to vacancy rates refunds. Clarification of the procedures regarding many of required adjustments will take place during the course of 2014 following enactment of the legislation.
- (ii) Local and Community Development: The Bill provides for the abolition of the County Development Boards and for the establishment by the Council of a Local Community Development Committee (LCDC). The LCDC will be responsible for the planning and co-ordination of local and community development programmes in the county, in accordance with a 5 year Local Economic and Community Development Plan, to be adopted by the County Council (following consultation with Municipal Districts). Provision is made in the draft budget to commence this process in 2014.
- (iii) Regional Governance: The Bill provides for the replacement of regional authorities by regional assemblies to co-ordinate, promote and support strategic

planning and development and public service effectiveness. The composition of regions and other provision re. regional assemblies will be prescribed by Ministerial Order. The 2014 estimates adopted by the Midland Regional Authority (and the associated demands on the constituent councils) have been adjusted in anticipation of these changes.

- (iv) Audit/Oversight: The Bill provides for the establishment of a National Oversight and Audit Commission to scrutinise local government performance; and for the amendment of legislation to underpin the role, function, membership and procedures of Local Authority Audit Committees. Provision is already made in the council's budget for the operation of the Council's Audit Committee.
- (v) Local Authority Governance and Management: The Bill replaces the position of local authority Manager with that of Chief Executive, and makes revisions regarding reserved and executive functions. It also amends Section 140 of the Local Government Act 2001 in relation to planning and other matters, and makes provision for the elected members to deal with disorderly behaviour at a council meeting. It is not envisaged that the proposed changes under this heading will impact on the budget.

Conclusion

The term of the current elected council will conclude in mid-2014. During this term, the elected members have addressed significant challenges in governing the council during a time of great economic and financial retrenchment and uncertainty. They are to be complimented on their actions in overseeing financial adjustments, changes to service delivery and efficiency measures. In addition, they have ensured that significant positive development has taken place within the county, including proactive engagement with local communities to help to improve their areas. The measures taken will, I believe, stand to the benefit of the county as economic circumstances improve. This responsible approach has served the county well and will, I am confident, carry forward into 2014 and beyond, into the term of the council to be elected in next May. Offaly County Council will continue to discharge its mandate to represent, lead and serve the local community here in the county; and to make a productive contribution to local, regional and national development.

As I have recently advised you, my own term as Offaly County Manager will conclude in February 2014 after 7 years. It has been a particular honour and privilege to serve as Offaly County Manager, in my home county where I previously served as an elected member. I wish to thank you, a Chathaoirligh, your predecessors, all the elected members in the County, the staff of the Council, and the people of Offaly for


the co-operation and assistance afforded to me in discharging the role of County Manager since 2007.

I also wish to acknowledge and thank members of staff who retired in 2013, and to remember all associated with the council who have passed away during the year.

Special thanks are due to the members of my Management Team: Sean Murray, Declan Conlon, Frank Heslin and Declan Kirrane for their unstinting commitment and support; as well as to the Senior Management Group which has helped us in managing the Council's business; and the entire staff of the Council for their work in serving the people of the county.

I wish to record particular appreciation to Declan Conlon (Head of Finance) and Thomas Mawe (Financial/Management Accountant) and their staff for their assistance in drafting the 2014 budget. I recommend to the Council the adoption of this Draft Budget and general rate on valuation as per Table A attached.

Is mise le meas


Pat Gallagher
County Manager

December 2013

Budget 2014 - Head of Finance and Procurement Report

Budget Context

In compiling the 2014 budget we have maintained the budget adjustments that have been necessary to balance our budget 2008-2013.

Our budget for 2014 includes a cost and income for executing our SLA to provide water and sewage services for Irish Water. This is a contra expenditure and income item in our budget. Our allocation for Irish water for 2014 is €10,126,000. We have had detailed discussions with them during the process of them calculating this allocation.

The County/City Enterprise Boards (Dissolution) Bill 2013 provides that the functions of CEBs are to be transferred to Enterprise Ireland (EI), and that the county/city councils will carry out these functions on behalf of EI (under a SLA) through new Local Enterprise Offices (LEO). The establishment of the Offaly LEO is provided for as a contra item €950,000 in the draft budget (subject to final agreement of the SLA with EI)

Local Government Fund

Our Local Government fund (LGF) has been adjusted this year to reflect:

The changed situation with regard to Irish Water as outlined above.

The ceasing of NPPR Income consolidated into Local Property Tax.

In addition we have received a consolidated LGF to include the Town Councils. This LGF has been apportioned to Town councils on the basis of their 2013 LGF allocations plus their budget NPPR Income. This means that Town councils have no reduction in funding for 2014.

Taking the above LGF allocation and Irish Water allocation into account, there has been no material change in funding for Offaly LA's for 2014 v 2013.

Tackling accumulated Revenue deficit.

As previously advised, we are anticipating an accumulated deficit of circa €5.5 million at the end of this year. In order to exercise proper financial management, we have made provision in our budget to amortise this deficit over 10 years. In the 2013 budget provision was made to amortise the deficit by the equivalent of a completed term loan, i.e. by €660,000 per annum. We have revised our deficit provision to €550k to amortise the deficit over 10 years. The difference €110k has been included in a provision for gratuities.

The accumulated deficit is a significant contributory factor to a challenging cash flow situation. In that context it is essential that we tackle this deficit and reduce it as quickly as possible. Failure to do this will lead to cash flow difficulties.

Unification of Town Councils

In advance of the abolition of Town Councils in May, 2014, considerable work is underway on the amalgamation of all financial data into one consolidated reporting structure for the purposes of providing correct & timely financial reporting information, including the publication of a consolidated AFS 2014 for Offaly Local Authorities.

In addition we are evaluating and scoping changes to centralised revenue collection for commercial rates and housing rent etc.

Capital Budget/Development Contributions Report

The Capital budget Report 2014-2016 (blue pages) high has been reduced in scale due to the establishment of Irish water. It is intended that Irish water will manage all capital expenditure in the sector from its establishment in 2014. As a result there is a much reduced need for capital expenditure of €58m over the next three years.

Funding of this expenditure requires an estimated €8.6million from development contributions. We currently have €3.6 million in our development contribution fund. We are anticipating substantially reduced receipts of €0.6m over the next three years. This means that there is an anticipated shortfall of €4.4 million. This shortfall will restrict our ability to undertake many of the capital projects which are necessary. Projects will have to be deferred/prioritised taking account of funds that are available.

Procurement Update

The promotion of efficiency through effective procurement practices continues to help to reduce the cost base in the council. In 2013 significant progress has been made in the following areas:

- OLA Procurement Plan 2013 – 2015
- LVP rollout completion
- Insurances
- Examination of B.P.I. on Purchase Orders
- Staff training in e-tenders
- Capital Projects Report by Local Government Audit Service
- Procurement Compliance

Central Revenue Collection Department

The CRC section manages collection of the income streams, Rates, Water, Housing Rents and miscellaneous receivables.

One of the principal activities of the section in 2013 was to continue to manage water billing and the collection of water income and the resolution of hundreds of water bill issues that resulted. Any legacy issues arising from the water metering project have been managed well. A combination of a quick response to issues on the ground, management of issuing reminder letters, monitoring agreements, flexible payment plans, and a realistic approach has seen the collection rates in water income continue to improve.

The disciplines applied in improving the water collection rates have also been applied to other collection areas with the promotion of an organisation-wide focus on cash collection.

2014 will again pose many challenges for CRC. The responsibility for water services will be taken over by Irish Water. CRC will continue to bill and collect non-domestic water charges albeit on behalf of Irish Water until at least July next year.

As pressure on resources available to Offaly County Council continue into the medium term it is likely that the role of the CRC Department will become further enhanced. Procedures will continue to be strengthened around cash collection and this will continue to be a main focus again in 2014.

Accounts Payable/Payroll/General Finance

In order to streamline procedures, Offaly Local Authorities transferred the Accounts Payable functions from Birr & Tullamore Town Councils to Offaly County Council in January, 2013. All suppliers are now paid by EFT & the transition occurred seamlessly with no impact on service to our suppliers.

It is intended to continue this process in January, 2014 by transferring the payroll functions from the Town Councils to Offaly County Council. The transfer of the payroll function will occur in advance of the commencement of the Local Government Shared Services Payroll Project which will be rolled out by Laois County Council over the next three years.

Motor Taxation

Since January, 2013, the Road Safety Authority, through the NDLS (National Driver Licensing Service) has been tasked with delivering the driving licence & learner permit service. The new licences continued to be processed in the Motor Taxation Office until 29th November, 2013, while the NDLS commenced issuing licences on 26th October last. This resulted in increased pressure on staff and an increase in applications until final transfer of the service to the NDLS in October.

On 1st July, 2013, the Minister for the Environment, Community & Local Government, announced the introduction of new procedures for declaring that vehicles are temporarily off the road. The new procedures became effective on 1st October, 2013 and the two weeks preceding this saw unprecedented numbers of people attending the offices for assistance. Staff dealt with this extra workload very effectively.

Motor Tax processes approx. €10m annually in cash/credit card activity without any serious discrepancy. This is a credit to the resilience and dedication of the staff.

Finance Dept. Corporate Plan/Business Plan - Key Achievements

The primary role of the Finance Department is to assist in achieving the strategic priority of developing and delivery quality services with particular regard to Financial Management and Value for Money.

The Finance Department Business Plan focuses on identifying areas for maintenance/improvement in the following work areas - Management Accounts, Annual Financial Statements, Budgeting/Costing, Financial Management Systems, Motor Taxation Office, Billing and Revenue Collection, Accounts Payable, Payroll/Superannuation, Fixed Assets Register, Housing Loans, Treasury Management and Insurance.

Key achievements during 2013

- Respond to growing demands internally and externally for financial information and analysis, while maintaining existing tasks/demands.
- The 2012 Annual Financial Statements for Offaly were submitted in accordance with the Department's deadline.
- Improvement were recorded in the collection percentages of the Central Revenue Collection Section
- Extensive engagement with Irish Water on budget, cost and protocol issues
- Continued promotion of the concepts of Value for Money and budgetary control.
- Provision of ongoing support for internal staff on the use of financial management systems.
- Development of further budgetary control awareness in line management with budgetary responsibility
- Development of an understanding of financial risks through good communication of financial issues.
- Management of the integration of Town Councils Accounts Payable services
- Effective management of funding arrangements and overdraft control

Service Priorities

The majority of tasks in the Finance Department are performed to very strict statutory/DECLG/Revenue Commissioners dictated deadlines. There is little option for us to postpone/defer tasks in our work plan.

As Finance is a technical area in which statutory and revenue demands are paramount this restriction in trained personnel is having a critical effect. The service delivery issues are being examined at the moment with a view to focussing on priority areas that generate cash and keep the organisation functioning. With this level of diminution of staff resources, and continued restrictions in recruitment, changes to front line services are inevitable.

The resources of the Finance section were severely stretched in 2013, as we implemented change programmes in:

- Accounts Payable,
- Payroll,
- Irish Water implementation,
- Town Council unification preparation tasks,
- Motor Tax Driver licences.

These were successfully accomplished against the backdrop of a reduced staff compliment. It should be noted that continuing staff and skill shortages are less than ideal in the requirement for division /segregation of duties. The concentration of key tasks among a few personnel is a continuing risk.

2014 Priorities

Subject to the forgoing paragraph and the deteriorating economic situation are our priorities in 2014 will be continue to be

- To endeavour to meet deadlines as indicated in the above paragraph.
- To maintain our existing services and levels of internal control.
- To continue to focus the organisations' attention on budgetary control and value for money.
- Manage the unification of all FMS systems in the former Town councils.
- Establish effective control and reporting mechanisms for the newly established Municipal Districts.
- Intergrate fully the revenue collection functions of the former town councils after unification.
- Maintain the value of the asset base of Offaly County Council.
- To effectively manage all the financial aspects of the Irish Water Service Level agreement.
- Further develop the awareness of any financial risks throughout the organisation.

Declan Conlon

Head of Finance

13 December, 2013

12 December 2013

Circular Fin 6/2013

County Manager
cc. Head of Finance
Offaly County Council

LGF General Purpose Grant Allocations 2014

A Chara,

I am directed by the Minister for the Environment, Community and Local Government to inform you that the provisional General Purpose Grant allocation from the Local Government Fund for County Offaly for the year 2014 is €6,663,642.

The allocation for 2014 is made on a county-at-large basis, and is inclusive of any relevant town and borough councils. The allocation of General Purpose Grant funding to towns or boroughs within the county is a matter for Offaly County Council and should be made on the basis of the needs and resources of each having regard to factors relevant in the context of the County or Town Demand.

Local Authority Funding model

The local government funding model has changed considerably in 2014. Under the Finance (Local Property Tax) Act 2012, commencing in 2014 the Minister for Finance will pay into the Local Government Fund an amount equivalent to the Local Property Tax paid into the Central Fund during that year; this revenue has been allocated to local authorities from the Fund. In addition, the establishment of Irish Water and its financial relationship with the local government sector has a considerable impact on local authority financing.

The Government has indicated an intention to move to 80% retention of all Local Property Tax receipts within the local authority area where the Tax is raised. The establishment of Irish Water presents local government with significant organisational and financial challenges in 2014. Service provision responsibilities will shift from the local authorities to Irish Water, infrastructure will be transferred, financing arrangements will alter and local authorities will operate on behalf of Irish Water under Service Level Agreements. In this context, it was decided as part of Budget 2014 to defer defining a certain proportion of the proceeds of the Local Property Tax to be retained in each local authority until 2015.

The General Purpose Grant allocation to your local authority reflects the water costs being removed from local authorities through the establishment of Irish Water in 2014 including costs covered under SLAs and costs to be met directly by Irish Water.

Non-Principal Private Residence Charge

As announced in the context of Budget 2013, the Non-Principal Private Residence Charge will cease in 2013. This has been taken into account in framing General Purpose Grant allocations for 2014. The necessary legislative provision will be made shortly which will provide for continued local authority collection of outstanding NPPRs and arrears from the period 2009 to 2013.

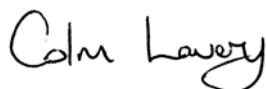
Rates and local charges

The General-Purpose Grant allocation continues to provide a very significant contribution towards the current expenditure needs of your authority for 2014. As part of a range of measures to aid economic recovery, the Minister is clear on the need for continued reductions in commercial rates over the coming years and again requests that local authorities exercise restraint or, where possible, reduce commercial rates and local charges for 2014, in order to support competitiveness in the economy, nationally and locally, and to protect the interests of communities. Local authorities have responded positively to previous requests in this area and, in light of the current, challenging environment for business, it is strongly urged that, at a minimum, restraint be continued.

GGB and Budgetary Control

The Departments of the Environment, Community and Local Government and Public Expenditure and Reform are committed to ensuring that the local government sector continues to be managed in balance over the medium term and, in particular, that General Government Balance (GGB) neutrality is achieved in 2014. This requires that local authorities strictly adhere to the stipulations of Circulars LGF 03/09 and 03/10 in terms of ensuring balanced revenue and capital accounts in 2014. Authorities should be aware that both Departments will be closely monitoring individual local authority quarterly GGB and financial returns in 2014. Adopted 2014 Budgets should be framed on the most highly prudential basis possible and provide for dealing with any contingencies that may arise in the year.

Mise, le meas,



Colm Lavery

Principal

Local Government Finance

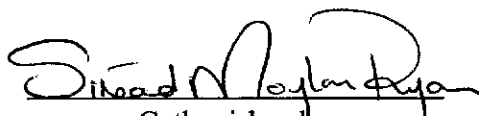
Local Authority Annual Rates on Valuation (ARVs) 2004 -2013

Local Authority Name		ARV % Change 2013 over 2012	2013	2012	2011	2010	2009	2008	2007	2006	2005	2004
Kerry	County Council	0.00%	80.35	80.35	80.35	80.35	80.35	78.93	75.90	73.40	70.07	66.73
Wicklow	County Council	0.00%	76.78	76.78	76.78	76.78	76.78	75.35	71.76	68.41	64.84	61.17
Cork	County Council	0.00%	74.75	74.75	74.75	74.75	74.75	74.75	71.30	68.60	65.35	61.75
Clare	County Council	0.00%	72.99	72.99	72.99	72.99	72.99	70.31	67.61	64.61	61.24	57.83
Roscommon	County Council	-2.00%	72.89	74.38	74.38	75.13	76.66	76.28	73.35	70.53	66.54	63.37
Wexford	County Council	0.00%	71.52	71.52	71.52	71.52	71.52	69.10	65.81	64.52	62.03	59.08
Donegal	County Council	0.00%	69.70	69.70	69.70	72.23	74.46	74.46	72.29	69.85	67.82	64.59
Meath	County Council	0.00%	69.62	69.62	69.62	69.62	69.62	68.27	65.05	61.96	59.12	53.25
Waterford	County Council	-1.00%	69.22	69.92	69.92	69.92	69.92	68.21	66.24	63.70	61.26	58.33
Kildare	County Council	0.00%	68.95	68.95	68.95	70.36	70.36	69.12	66.44	63.99	61.56	58.36
Mayo	County Council	0.00%	68.76	68.76	68.76	68.76	70.16	70.16	68.28	65.97	63.43	60.12
Galway	County Council	0.00%	66.59	66.59	66.59	66.59	66.59	65.61	62.61	60.79	58.45	54.12
Carlow	County Council	-1.01%	65.80	66.47	66.47	67.14	67.82	66.82	63.34	60.62	58.01	55.25
Longford	County Council	-1.00%	65.35	66.01	66.68	67.35	68.03	67.36	65.24	63.34	62.10	59.70
Laois	County Council	0.00%	64.63	64.63	64.63	64.63	64.63	64.63	62.14	60.32	57.45	54.20
Sligo	County Council	0.00%	64.43	64.43	64.43	64.43	66.08	66.08	63.97	61.93	59.66	56.87
Leitrim	County Council	0.00%	62.15	62.15	62.00	62.15	62.78	62.78	60.08	58.05	56.64	53.42
Limerick	County Council	0.00%	59.92	59.92	59.92	59.92	60.22	60.22	60.22	58.04	56.08	53.16
North Tipperary	County Council	-3.01%	57.74	59.53	60.13	60.73	63.93	63.93	61.67	60.46	58.42	56.17
Cavan	County Council	0.00%	56.85	56.85	56.85	56.85	56.85	56.85	54.14	51.56	49.10	46.76
Offaly	County Council	0.00%	56.77	56.77	56.77	56.77	56.77	56.77	54.06	51.48	48.12	45.39
South Tipperary	County Council	0.00%	56.77	56.77	56.77	56.77	56.77	55.12	53.00	50.96	49.00	47.11
Monaghan	County Council	0.00%	56.20	56.20	56.20	56.20	56.20	56.20	54.03	52.01	50.49	48.94
Louth	County Council	0.00%	55.08	55.08	55.08	55.08	56.79	55.40	53.00	50.00	47.61	45.34
Westmeath	County Council	0.00%	52.27	52.27	52.27	52.27	52.27	51.75	50.24	48.31	46.90	44.87
Kilkenny	County Council	0.00%	52.05	52.05	52.31	52.31	52.31	52.31	49.82	47.90	45.62	43.04

CERTIFICATE OF ADOPTION

I hereby certify that, at the budget meeting of Offaly County Council held this 20th day of December, 2013 the Council by Resolution adopted for the financial year ending on the 31st day of December 2014, the budget set out in Tables A -F and by Resolution determined, in accordance with the said budget, the Rates set out in Tables A and C to be the annual rate on valuation to be levied for that year for the purposes set out in those Tables.

Signed


Cathaoirleach

Countersigned


Co-Manager

Dated this 20th day of December, 2013

TABLE A - CALCULATION OF ANNUAL RATE ON VALUATION FOR THE FINANCIAL YEAR 2014						
Offaly County Council						
Summary by Service Division	Expenditure €	Income €	Estimated 2014 Net Expenditure €	%	Estimated 2013 Net Expenditure €	%
Gross Revenue Expenditure & Income						
A Housing and Building	6,853,061	6,227,139	625,922	3.8%	410,103	1.8%
B Road Transport & Safety	10,581,418	7,363,819	3,217,599	19.5%	3,224,437	13.8%
C Water Services	11,128,425	12,030,618	-902,193	-5.5%	6,829,924	29.2%
D Development Management	3,974,760	1,241,397	2,733,363	16.6%	2,743,437	11.7%
E Environmental Services	6,177,361	1,685,730	4,491,631	27.2%	4,362,739	18.6%
F Recreation and Amenity	2,655,716	440,786	2,214,930	13.4%	2,178,619	9.3%
G Agriculture, Education, Health & Welfare	2,399,383	2,019,463	379,920	2.3%	374,507	1.6%
H Miscellaneous Services	9,967,046	6,225,883	3,741,163	22.7%	3,277,896	14.0%
	53,737,170	37,234,835	16,502,335	100.00%	23,401,662	100.0%
Minus County Charge			2,078,800		2,078,800	
Provision for Debit Balance			550,000		660,775	
Adjusted Gross Expenditure & Income (A)	53,737,170	37,234,835	14,973,535		21,983,637	
Provision for Credit balance						
Local Government Fund /General Purpose Grant			5,059,420		12,095,491	
Pension Related Deduction			950,924		932,719	
			6,010,344		13,028,210	
Amount of Rates to be Levied C=(A-B)			8,963,191		8,955,427	
Net Effective Valuation (D)			157,898		157,761	
General Annual Rate on Valuation (C)/(D)			56.7658		56.7658	

Table B: Expenditure and Income for 2014 and Estimated Outturn for 2013

Division and Services	2014				2013			
	Expenditure		Income		Expenditure		Income	
	Adopted by Council €	Estimated by Manager €	Adopted by Council €	Estimated by Manager €	Adopted by Council €	Estimated Outturn €	Adopted by Council €	Estimated Outturn €
A Housing and Building								
A01 Maintenance & Improvement of LA Housing Units	1,255,051	1,255,051	2,885,914	2,885,914	1,097,489	1,097,488	2,861,830	2,866,590
A02 Housing Assessment, Allocation and Transfer	280,229	280,229	9,780	9,780	292,373	292,373	9,922	9,922
A03 Housing Rent and Tenant Purchase Administration	614,363	614,363	16,022	16,022	523,555	523,555	16,255	16,255
A04 Housing Community Development Support	158,679	158,679	3,250	3,250	138,183	138,183	3,297	3,297
A05 Administration of Homeless Service	191,661	191,661	110,209	110,209	69,984	69,985	11,689	11,689
A06 Support to Housing Capital Prog.	1,449,513	1,449,513	750,662	750,662	1,475,125	1,475,126	751,191	751,191
A07 RAS Programme	1,552,248	1,552,248	1,423,145	1,423,145	1,567,376	1,567,377	1,423,263	1,423,263
A08 Housing Loans	511,114	511,114	410,332	410,332	516,981	516,982	410,357	410,357
A09 Housing Grants	711,002	711,002	503,686	503,686	710,801	710,801	503,740	503,740
A11 Agency & Recoupable Services	129,201	129,201	114,139	114,139	128,696	128,696	118,916	114,156
A Division Total	6,853,061	6,853,061	6,227,139	6,227,139	6,520,563	6,520,566	6,110,460	6,110,460

Table B: Expenditure and Income for 2014 and Estimated Outturn for 2013

Division and Services	2014				2013			
	Expenditure		Income		Expenditure		Income	
	Adopted by Council €	Estimated by Manager €	Adopted by Council €	Estimated by Manager €	Adopted by Council €	Estimated Outturn €	Adopted by Council €	Estimated Outturn €
B Road Transport & Safety								
B01 NP Road - Maintenance and Improvement	-	-	-	-	248,418	248,418	96,625	96,625
B02 NS Road - Maintenance and Improvement	1,213,725	1,213,725	914,688	914,688	3,439,553	3,439,553	3,169,976	3,169,976
B03 Regional Road - Maintenance and Improvement	1,876,983	1,876,983	1,446,045	1,446,045	3,480,571	3,480,570	3,126,628	3,126,628
B04 Local Road - Maintenance and Improvement	5,440,963	5,440,963	4,024,920	4,024,920	5,049,958	5,049,958	3,763,631	3,763,631
B05 Public Lighting	658,846	658,846	136,206	136,206	476,511	476,511	6,297	6,297
B06 Traffic Management Improvement	109,097	109,097	3,226	3,226	121,380	121,380	3,272	3,272
B07 Road Safety Engineering Improvement	521,679	521,679	305,846	305,846	793,384	793,384	521,931	521,931
B08 Road Safety Promotion & Education	69,847	69,847	2,218	2,218	70,359	70,359	2,250	2,250
B09 Car Parking	61,824	61,824	26,631	26,631	79,181	79,181	27,010	27,010
B10 Support to Roads Capital Prog	398,248	398,248	15,792	15,792	454,008	454,009	16,021	16,021
B11 Agency & Recoupable Services	230,206	230,206	488,247	488,247	400,962	400,963	656,207	656,207
B Division Total	10,581,418	10,581,418	7,363,819	7,363,819	14,614,285	14,614,286	11,389,848	11,389,848

Table B: Expenditure and Income for 2014 and Estimated Outturn for 2013

Division and Services	2014				2013			
	Expenditure		Income		Expenditure		Income	
	Adopted by Council €	Estimated by Manager €	Adopted by Council €	Estimated by Manager €	Adopted by Council €	Estimated Outturn €	Adopted by Council €	Estimated Outturn €
C Water Services								
C01 Water Supply	4,600,108	4,600,108	10,126,180	10,126,180	4,547,233	4,547,236	1,018,871	1,018,871
C02 Waste Water Treatment	5,253,766	5,253,766	-	-	4,330,685	4,330,685	668,491	668,491
C03 Collection of Water and Waste Water Charges	272,306	272,306	-	-	300,639	300,638	5,591	5,591
C04 Public Conveniences	43,393	43,393	429	429	51,843	51,843	435	435
C05 Admin of Group and Private Installations	792,250	792,250	603,553	603,553	806,506	806,506	600,840	600,840
C06 Support to Water Capital Programme	165,076	165,076	137,638	137,638	274,434	274,434	25,802	25,802
C07 Agency & Recoupable Services	1,526	1,526	1,162,818	1,162,818	1,432	1,432	1,162,818	1,162,818
C Division Total	11,128,425	11,128,425	12,030,618	12,030,618	10,312,772	10,312,774	3,482,848	3,482,848

Table B: Expenditure and Income for 2014 and Estimated Outturn for 2013

Division and Services	2014				2013			
	Expenditure		Income		Expenditure		Income	
	Adopted by Council €	Estimated by Manager €	Adopted by Council €	Estimated by Manager €	Adopted by Council €	Estimated Outturn €	Adopted by Council €	Estimated Outturn €
D Development Management								
D01 Forward Planning	600,535	600,535	23,059	23,059	592,042	592,042	23,394	23,394
D02 Development Management	1,338,901	1,338,901	206,793	206,793	1,314,277	1,357,627	207,584	207,584
D03 Enforcement	242,319	242,319	16,777	16,777	261,837	261,837	16,861	16,861
D04 Industrial and Commercial Facilities	110,156	110,156	4,486	4,486	110,473	110,473	4,551	4,551
D05 Tourism Development and Promotion	37,000	37,000	756	756	36,908	36,908	767	767
D06 Community and Enterprise Function	354,028	354,028	2,636	2,636	337,448	337,448	2,675	2,675
D07 Unfinished Housing Estates	-	-	-	-	-	-	-	-
D08 Building Control	71,480	71,480	5,583	5,583	69,622	69,622	5,664	5,664
D09 Economic Development and Promotion	1,043,157	1,043,157	950,494	950,494	94,593	94,593	502	502
D10 Property Management	-	-	-	-	-	-	-	-
D11 Heritage and Conservation Services	177,184	177,184	28,813	28,813	177,019	177,019	30,134	30,134
D12 Agency & Recoupable Services	-	-	2,000	2,000	43,350	-	2,000	2,000
DB Debit Balance	-	-	-	-	-	-	-	-
D Division Total	3,974,760	3,974,760	1,241,397	1,241,397	3,037,569	3,037,569	294,132	294,132

Table B: Expenditure and Income for 2014 and Estimated Outturn for 2013

Division and Services	2014				2013			
	Expenditure		Income		Expenditure		Income	
	Adopted by Council €	Estimated by Manager €	Adopted by Council €	Estimated by Manager €	Adopted by Council €	Estimated Outturn €	Adopted by Council €	Estimated Outturn €
E Environmental Services								
E01 Landfill Operation and Aftercare	824,992	824,992	24,795	24,795	864,371	864,369	24,938	24,938
E02 Recovery & Recycling Facilities Operations	243,431	243,431	129,408	129,408	238,369	238,371	159,782	159,782
E03 Waste to Energy Facilities Operations	21,371	21,371	315	315	21,380	21,380	319	319
E04 Provision of Waste to Collection Services	591,393	591,393	510,975	510,975	519,845	519,845	733,476	733,476
E05 Litter Management	323,356	323,356	16,835	16,835	327,253	327,252	16,985	16,985
E06 Street Cleaning	-	-	-	-	-	-	-	-
E07 Waste Regulations, Monitoring and Enforcement	485,095	485,095	318,082	318,082	491,262	491,261	318,327	318,327
E08 Waste Management Planning	20,626	20,626	1,743	1,743	10,841	10,841	1,768	1,768
E09 Maintenance of Burial Grounds	50,603	50,603	45,186	45,186	54,974	54,975	45,188	45,188
E10 Safety of Structures and Places	387,940	387,940	100,241	100,241	382,987	382,987	100,430	100,430
E11 Operation of Fire Service	2,761,857	2,761,857	361,787	361,787	2,758,212	2,758,212	361,874	361,874
E12 Fire Prevention	241,152	241,152	91,113	91,113	241,776	241,776	91,130	91,130
E13 Water Quality, Air and Noise Pollution	221,774	221,774	84,750	84,750	387,190	387,192	84,775	84,775
E14 Agency & Recoupable Services	3,771	3,771	500	500	3,771	3,771	500	500
E Division Total	6,177,361	6,177,361	1,685,730	1,685,730	6,302,231	6,302,232	1,939,492	1,939,492

Table B: Expenditure and Income for 2014 and Estimated Outturn for 2013

Division and Services	2014				2013			
	Expenditure		Income		Expenditure		Income	
	Adopted by Council €	Estimated by Manager €	Adopted by Council €	Estimated by Manager €	Adopted by Council €	Estimated Outturn €	Adopted by Council €	Estimated Outturn €
F Recreation and Amenity								
F01 Leisure Facilities Operations	87,896	87,896	22,280	22,280	88,080	88,080	22,604	22,604
F02 Operation of Library and Archival Service	2,006,016	2,006,016	85,000	85,000	1,979,147	1,979,148	85,000	85,000
F03 Outdoor Leisure Areas Operations	-	-	-	-	-	-	1,000	1,000
F04 Community Sport and Recreational Development	-	-	-	-	-	-	-	-
F05 Operation of Arts Programme	379,773	379,773	195,653	195,653	318,748	318,748	140,413	140,413
F06 Agency & Recoupable Services	182,031	182,031	137,853	137,853	235,386	235,386	193,725	193,725
F Division Total	2,655,716	2,655,716	440,786	440,786	2,621,361	2,621,362	442,742	442,742

Table B: Expenditure and Income for 2014 and Estimated Outturn for 2013

Division and Services	2014				2013			
	Expenditure		Income		Expenditure		Income	
	Adopted by Council €	Estimated by Manager €	Adopted by Council €	Estimated by Manager €	Adopted by Council €	Estimated Outturn €	Adopted by Council €	Estimated Outturn €
G Agriculture, Education, Health & Welfare								
G01 Land Drainage Costs	271,070	271,070	415	415	271,177	271,177	421	421
G02 Operation and Maintenance of Piers and Harbours	-	-	-	-	-	-	-	-
G03 Coastal Protection	-	-	-	-	-	-	-	-
G04 Veterinary Service	305,575	305,575	213,198	213,198	324,149	324,149	251,303	251,303
G05 Educational Support Services	1,822,639	1,822,639	1,805,750	1,805,750	1,836,663	1,836,663	1,805,751	1,805,751
G06 Agency & Recoupable Services	99	99	100	100	93	93	100	100
G Division Total	2,399,383	2,399,383	2,019,463	2,019,463	2,432,082	2,432,082	2,057,575	2,057,575

Table B: Expenditure and Income for 2014 and Estimated Outturn for 2013

Division and Services	2014				2013			
	Expenditure		Income		Expenditure		Income	
	Adopted by Council €	Estimated by Manager €	Adopted by Council €	Estimated by Manager €	Adopted by Council €	Estimated Outturn €	Adopted by Council €	Estimated Outturn €
H Miscellaneous Services								
H01 Profit & Loss Machinery Account	1,350,326	1,350,326	1,251,400	1,251,400	1,353,600	1,353,600	1,251,704	1,251,704
H02 Profit & Loss Stores Account	2,534,054	2,534,054	2,501,174	2,501,174	2,544,711	2,544,711	2,409,221	2,409,221
H03 Adminstration of Rates	1,949,007	1,949,007	56,705	56,705	2,031,962	2,031,962	56,795	56,795
H04 Franchise Costs	30,107	30,107	-	-	3,030	3,030	-	-
H05 Operation of Morgue and Coroner Expenses	152,190	152,190	-	-	181,328	181,328	-	-
H06 Weighbridges	3,500	3,500	4,000	4,000	3,500	3,500	4,000	4,000
H07 Operation of Markets and Casual Trading	2,323	2,323	4,000	4,000	2,367	2,367	4,000	4,000
H08 Malicious Damage	-	-	-	-	-	-	-	-
H09 Local Representation & Civic Leadership	917,296	917,296	-	-	793,750	793,750	-	-
H10 Motor Taxation	750,833	750,833	23,561	23,561	775,847	775,848	23,904	23,904
H11 Agency & Recoupable Services	2,277,410	2,277,410	2,385,043	2,385,043	1,982,431	1,982,431	2,645,006	2,645,006
H Division Total	9,967,046	9,967,046	6,225,883	6,225,883	9,672,526	9,672,527	6,394,630	6,394,630
Overall Total	53,737,170	53,737,170	37,234,835	37,234,835	55,513,389	55,513,398	32,111,727	32,111,727

Net Effective Commercial Valuation (Edenderry) = 14,724

TABLE C: CALCULATION OF THE ANNUAL RATE ON VALUATION						
Offaly County Council						
Name of Town	Money Demanded		Irrecoverable rates and cost of collection		Total Sum to be raised (Sum of Col 3 & Col 5)	Annual Rate on Valuation to meet sum required in Col 6
	Estimated Col 2 €	Adopted Col 3 €	Estimated Col 4 €	Adopted Col 5 €	Col 6 €	€
Edenderry	25,663	25,663	0	0	25,663	1.7429
TOTAL	25,663	25,663	0	0	25,663	1.7429

Table D		
ANALYSIS OF BUDGET 2014 INCOME FROM GOODS AND SERVICES		
Source of Income	2014 €	2013 €
Rents from houses	2,776,024	2,720,024
Housing Loans Interest & Charges	936,829	936,829
Parking Fines & Charges	-	-
Commercial Water	-	1,615,415
Domestic Waste Water	-	-
Commercial Waste Water	-	-
Irish Water	10,126,180	-
Planning Fees	186,300	186,300
Sale/leasing of other property/Industrial Sites	3,000	3,000
Domestic Refuse Charges	-	-
Commercial Refuse Charges	-	82,500
Landfill Charges	15,000	15,000
Fire Charges	260,000	260,000
Recreation/Amenity/Culture	-	-
Library Fees/Fines	85,000	85,000
Agency Services & Repayable Works	3,795,142	3,758,969
Local Authority Contributions	1,423,582	1,443,556
Superannuation	714,390	724,768
NPPR	-	650,000
Other income	4,332,201	8,627,994
Total Goods and Services	24,653,648	21,109,355

Table E		
ANALYSIS OF BUDGET 2014 INCOME FROM GRANTS AND SUBSIDIES		
Department of Environment, Community and Local Government	2014 €	2013 €
Housing & Building	2,193,086	2,094,542
Road Transport & Safety	-	3,086,923
Water Services	400,000	400,000
Development Management	22,868	24,132
Environmental Services	31,700	61,700
Recreation & Amenity	-	-
Agriculture, Education, Health & Welfare	-	-
Miscellaneous Services	-	-
Sub-total	2,647,654	5,667,297
Other Departments and Bodies		
NRA & DoT	7,035,586	3,232,528
Arts, Sports and Tourism	-	-
DTO	-	-
Social and Family Affairs	-	-
Defence	73,039	73,039
Education and Science	1,805,670	1,805,670
Library Council	-	-
Arts Council	63,400	68,000
Transport and Marine	-	-
Justice Equality and Law Reform	-	-
Agriculture Fisheries and Food	-	-
Non Dept HFA and BMW	-	-
Jobs, Enterprise, and Innovation	950,000	-
Other Grants & Subsidies	5,838	155,838
Sub-total	9,933,533	5,335,075
Total Grants and Subsidies	12,581,187	11,002,372

TABLE F

EXPENDITURE AND INCOME BY SUB-SERVICE

DETAIL

Table F: Expenditure and Income for 2014 and Estimated Outturn for 2013

Division, Services and Sub Services	2014				2013			
	Expenditure		Income		Expenditure		Income	
	Adopted by Council €	Estimated by Manager €	Adopted by Council €	Estimated by Manager €	Adopted by Council €	Estimated Outturn €	Adopted by Council €	Estimated Outturn €
A Housing and Building								
A01 Maintenance & Improvement of LA Housing Units								
A0101 Maintenance of LA Housing Units	583,292	583,292	2,769,784	2,769,784	400,582	400,582	2,713,784	2,713,784
A0102 Maintenance of Traveller Accommodation Units	38,783	38,783	4,760	4,760	38,783	38,783	-	4,760
A0103 Traveller Accommodation Management	145,162	145,162	94,169	94,169	182,082	182,082	130,595	130,595
A0104 Estate Maintenance	-	-	-	-	-	-	-	-
A0199 Service Support Costs	487,814	487,814	17,201	17,201	476,042	476,041	17,451	17,451
A01 Service Total - A01	1,255,051	1,255,051	2,885,914	2,885,914	1,097,489	1,097,488	2,861,830	2,866,590
A02 Housing Assessment, Allocation and Transfer								
A0201 Assessment of Housing Needs, Allocs. & Trans.	194,590	194,590	-	-	205,629	205,629	-	-
A0299 Service Support Costs	85,639	85,639	9,780	9,780	86,744	86,744	9,922	9,922
A02 Service Total - A02	280,229	280,229	9,780	9,780	292,373	292,373	9,922	9,922
A03 Housing Rent and Tenant Purchase Administration								
A0301 Debt Management & Rent Assessment	162,321	162,321	-	-	81,480	81,480	-	-
A0399 Service Support Costs	452,042	452,042	16,022	16,022	442,075	442,075	16,255	16,255
A03 Service Total - A03	614,363	614,363	16,022	16,022	523,555	523,555	16,255	16,255

Table F: Expenditure and Income for 2014 and Estimated Outturn for 2013

Division, Services and Sub Services	2014				2013			
	Expenditure		Income		Expenditure		Income	
	Adopted by Council €	Estimated by Manager €	Adopted by Council €	Estimated by Manager €	Adopted by Council €	Estimated Outturn €	Adopted by Council €	Estimated Outturn €
A04 Housing Community Development Support								
A0401 Housing Estate Management	74,944	74,944	-	-	56,944	56,944	-	-
A0402 Tenancy Management 22	22,123	,123	-	-	16,971	16,971	-	-
A0403 Social and Community Housing Service	-	-	-	-	-	-	-	-
A0499 Service Support Costs	61,612	61,612	3,250	3,250	64,268	64,268	3,297	3,297
A04 Service Total - A04	158,679	158,679	3,250	3,250	138,183	138,183	3,297	3,297
A05 Administration of Homeless Service								
A0501 Homeless Grants Other Bodies	130,604	130,604	108,544	108,544	10,000	10,000	10,000	10,000
A0502 Homeless Service	34,167	34,167	-	-	33,445	33,446	-	-
A0599 Service Support Costs	26,890	26,890	1,665	1,665	26,539	26,539	1,689	1,689
A05 Service Total - A05	191,661	191,661	110,209	110,209	69,984	69,985	11,689	11,689
A06 Support to Housing Capital Prog.								
A0601 Technical and Administrative Support	91,902	91,902	-	-	92,442	92,443	-	-
A0602 Loan Charges	714,248	714,248	714,248	714,248	714,248	714,248	714,248	714,248
A0699 Service Support Costs	643,363	643,363	36,414	36,414	668,435	668,435	36,943	36,943
A06 Service Total - A06	1,449,513	1,449,513	750,662	750,662	1,475,125	1,475,126	751,191	751,191

Table F: Expenditure and Income for 2014 and Estimated Outturn for 2013

Division, Services and Sub Services	2014				2013			
	Expenditure		Income		Expenditure		Income	
	Adopted by Council €	Estimated by Manager €	Adopted by Council €	Estimated by Manager €	Adopted by Council €	Estimated Outturn €	Adopted by Council €	Estimated Outturn €
A07 RAS Programme								
A0701 RAS Operations	1,397,163	1,397,163	1,415,000	1,415,000	1,397,163	1,397,163	1,415,000	1,415,000
A0702 Long Term Leasing	-	-	-	-	-	-	-	-
A0703 Payment & Availability	-	-	-	-	-	-	-	-
A0704 Affordable Leases	-	-	-	-	-	-	-	-
A0799 Service Support Costs	155,085	155,085	8,145	8,145	170,213	170,214	8,263	8,263
A07 Service Total - A07	1,552,248	1,552,248	1,423,145	1,423,145	1,567,376	1,567,377	1,423,263	1,423,263
A08 Housing Loans								
A0801 Loan Interest and Other Charges 41	414,582	4,582	408,548	408,548	423,475	423,475	408,548	408,548
A0802 Debt Management Housing Loans	-	-	-	-	-	-	-	-
A0899 Service Support Costs	96,532	96,532	1,784	1,784	93,506	93,507	1,809	1,809
A08 Service Total - A08	511,114	511,114	410,332	410,332	516,981	516,982	410,357	410,357
A09 Housing Grants								
A0901 Housing Adaption Grant Scheme	669,542	669,542	500,000	500,000	669,542	669,542	500,000	500,000
A0902 Loan Charges DPG/ERG	-	-	-	-	-	-	-	-
A0903 Essential Repair Grants	-	-	-	-	-	-	-	-
A0904 Other Housing Grant Payments	-	-	-	-	-	-	-	-
A0905 Mobility Aids Housing Grants	-	-	-	-	-	-	-	-
A0999 Service Support Costs	41,460	41,460	3,686	3,686	41,259	41,259	3,740	3,740
A09 Service Total - A09	711,002	711,002	503,686	503,686	710,801	710,801	503,740	503,740

Table F: Expenditure and Income for 2014 and Estimated Outturn for 2013

Division, Services and Sub Services	2014				2013			
	Expenditure		Income		Expenditure		Income	
	Adopted by Council €	Estimated by Manager €	Adopted by Council €	Estimated by Manager €	Adopted by Council €	Estimated Outturn €	Adopted by Council €	Estimated Outturn €
A10 Voluntary Housing Scheme								
A1001 Technical Support	-	-	-	-	-	-	-	-
A1002 Maintenance of Voluntary Housing Schemes	-	-	-	-	-	-	-	-
A1003 Loan Charges	-	-	-	-	-	-	-	-
A1099 Service Support Costs	-	-	-	-	-	-	-	-
A10 Service Total - A10	-	-	-	-	-	-	-	-
A11 Agency & Recoupable Services								
A1101 Agency & Recoupable Service	110,000	110,000	113,000	113,000	110,000	110,000	117,760	113,000
A1199 Service Support Costs	19,201	19,201	1,139	1,139	18,696	18,696	1,156	1,156
A11 Service Total - A11	129,201	129,201	114,139	114,139	128,696	128,696	118,916	114,156
A Division Total	6,853,061	6,853,061	6,227,139	6,227,139	6,520,563	6,520,566	6,110,460	6,110,460

Table F: Expenditure and Income for 2014 and Estimated Outturn for 2013

Division, Services and Sub Services	2014				2013			
	Expenditure		Income		Expenditure		Income	
	Adopted by Council €	Estimated by Manager €	Adopted by Council €	Estimated by Manager €	Adopted by Council €	Estimated Outturn €	Adopted by Council €	Estimated Outturn €
B Road Transport & Safety								
B01 NP Road - Maintenance and Improvement								
B0101 NP - Surface Dressing	-	-	-	-	2,648	2,648	-	-
B0102 NP - Pavement Overlay/Reconstruction	-	-	-	-	-	-	-	-
B0103 NP - Winter Maintenance	-	-	-	-	58,654	58,654	-	-
B0104 NP - Bridge Maintenance (Eirspan)	-	-	-	-	2,000	2,000	-	-
B0105 NP - General Maintenance	-	-	-	-	19,115	19,115	90,694	90,694
B0106 NP - General Improvements Works	-	-	-	-	8,229	8,229	-	-
B0199 Service Support Costs	-	-	-	-	157,772	157,772	5,931	5,931
B01 Service Total - B01	-	-	-	-	248,418	248,418	96,625	96,625
B02 NS Road - Maintenance and Improvement								
B0201 NS - Surface Dressing	-	-	-	-	98,721	98,721	-	-
B0202 NS - Overlay/Reconstruction	295,264	295,264	425,267	425,267	2,572,557	2,572,557	-	-
B0203 NS - Overlay/Reconstruction – Urban	-	-	-	-	-	-	-	-
B0204 NS - Winter Maintenance	34,999	34,999	35,000	35,000	68,903	68,903	-	-
B0205 NS - Bridge Maintenance (Eirspan)	-	-	-	-	3,611	3,611	-	-
B0206 NS - General Maintenance	410,001	410,001	410,000	410,000	298,042	298,042	3,141,834	3,141,834
B0207 NS - General Improvement Works	14,733	14,733	14,733	14,733	100,000	100,000	-	-
B0299 Service Support Costs	458,728	458,728	29,688	29,688	297,719	297,719	28,142	28,142
B02 Service Total - B02	1,213,725	1,213,725	914,688	914,688	3,439,553	3,439,553	3,169,976	3,169,976

Table F: Expenditure and Income for 2014 and Estimated Outturn for 2013

Division, Services and Sub Services	2014				2013			
	Expenditure		Income		Expenditure		Income	
	Adopted by Council €	Estimated by Manager €	Adopted by Council €	Estimated by Manager €	Adopted by Council €	Estimated Outturn €	Adopted by Council €	Estimated Outturn €
B03 Regional Road - Maintenance and Improvement								
B0301 Regional Roads Surface Dressing	63,365	63,365	-	-	252,834	252,834	-	-
B0302 Reg Rd Surface Rest/Road Reconstruction/Overlay	172,926	172,926	-	-	1,077,923	1,077,923	-	-
B0303 Regional Road Winter Maintenance	28,290	28,290	-	-	201,824	201,824	-	-
B0304 Regional Road Bridge Maintenance	200,000	200,000	200,000	200,000	-	-	-	-
B0305 Regional Road General Maintenance Works	932,410	932,410	1,204,960	1,204,960	1,552,988	1,552,988	3,086,923	3,086,923
B0306 Regional Road General Improvement Works	7,971	7,971	-	-	-	-	-	-
B0399 Service Support Costs	472,021	472,021	41,085	41,085	395,002	395,001	39,705	39,705
B03 Service Total - B03	1,876,983	1,876,983	1,446,045	1,446,045	3,480,571	3,480,570	3,126,628	3,126,628
B04 Local Road - Maintenance and Improvement								
B0401 Local Road Surface Dressing 1,	1,044,181	044,181	-	-	937,740	937,740	-	-
B0402 Local Rd Surface Rest/Road Reconstruction/Overlay 1,	1,992,742	992,742	3,036,922	3,036,922	2,243,264	2,243,264	-	-
B0403 Local Roads Winter Maintenance	-	-	-	-	-	-	-	-
B0404 Local Roads Bridge Maintenance	-	-	-	-	-	-	-	-
B0405 Local Roads General Maintenance Works	1,100,189	1,100,189	-	-	1,100,190	1,100,191	-	-
B0406 Local Roads General Improvement Works	870,000	870,000	870,000	870,000	401,144	401,144	3,582,148	3,582,148
B0499 Service Support Costs	433,851	433,851	117,998	117,998	367,620	367,619	181,483	181,483
B04 Service Total - B04	5,440,963	5,440,963	4,024,920	4,024,920	5,049,958	5,049,958	3,763,631	3,763,631

Table F: Expenditure and Income for 2014 and Estimated Outturn for 2013

Division, Services and Sub Services	2014				2013			
	Expenditure		Income		Expenditure		Income	
	Adopted by Council €	Estimated by Manager €	Adopted by Council €	Estimated by Manager €	Adopted by Council €	Estimated Outturn €	Adopted by Council €	Estimated Outturn €
B05 Public Lighting								
B0501 Public Lighting Operating Costs	580,000	580,000	130,000	130,000	405,000	405,000	-	-
B0502 Public Lighting Improvement	25,000	25,000	-	-	-	-	-	-
B0599 Service Support Costs	53,846	53,846	6,206	6,206	71,511	71,511	6,297	6,297
B05 Service Total - B05	658,846	658,846	136,206	136,206	476,511	476,511	6,297	6,297
B06 Traffic Management Improvement								
B0601 Traffic Management	-	-	-	-	-	-	-	-
B0602 Traffic Maintenance	-	-	-	-	-	-	-	-
B0603 Traffic Improvement Measures	-	-	-	-	-	-	-	-
B0699 Service Support Costs	109,097	109,097	3,226	3,226	121,380	121,380	3,272	3,272
B06 Service Total - B06	109,097	109,097	3,226	3,226	121,380	121,380	3,272	3,272
B07 Road Safety Engineering Improvement								
B0701 Low Cost Remedial Measures	300,000	300,000	300,000	300,000	516,000	516,000	516,000	516,000
B0702 Other Engineering Improvements	-	-	-	-	-	-	-	-
B0799 Service Support Costs	221,679	221,679	5,846	5,846	277,384	277,384	5,931	5,931
B07 Service Total - B07	521,679	521,679	305,846	305,846	793,384	793,384	521,931	521,931

Table F: Expenditure and Income for 2014 and Estimated Outturn for 2013

Division, Services and Sub Services	2014				2013			
	Expenditure		Income		Expenditure		Income	
	Adopted by Council €	Estimated by Manager €	Adopted by Council €	Estimated by Manager €	Adopted by Council €	Estimated Outturn €	Adopted by Council €	Estimated Outturn €
B08 Road Safety Promotion & Education								
B0801 School Wardens	-	-	-	-	-	-	-	-
B0802 Publicity and Promotion Road Safety	-	-	-	-	-	-	-	-
B0899 Service Support Costs	69,847	69,847	2,218	2,218	70,359	70,359	2,250	2,250
B08 Service Total - B08	69,847	69,847	2,218	2,218	70,359	70,359	2,250	2,250
B09 Car Parking								
B0901 Maintenance and Management of Car Parks	20,653	20,653	20,653	20,653	20,945	20,945	20,945	20,945
B0902 Operation of Street Parking	-	-	-	-	-	-	-	-
B0903 Parking Enforcement	-	-	-	-	-	-	-	-
B0999 Service Support Costs	41,171	41,171	5,978	5,978	58,236	58,236	6,065	6,065
B09 Service Total - B09	61,824	61,824	26,631	26,631	79,181	79,181	27,010	27,010
B10 Support to Roads Capital Prog								
B1001 Administration of Roads Capital Programme	206,322	206,322	-	-	224,084	224,085	-	-
B1099 Service Support Costs	191,926	191,926	15,792	15,792	229,924	229,924	16,021	16,021
B10 Service Total - B10	398,248	398,248	15,792	15,792	454,008	454,009	16,021	16,021
B11 Agency & Recoupable Services								
B1101 Agency & Recoupable Service	111,000	111,000	483,704	483,704	278,894	278,894	651,598	651,598
B1199 Service Support Costs	119,206	119,206	4,543	4,543	122,068	122,069	4,609	4,609
B11 Service Total - B11	230,206	230,206	488,247	488,247	400,962	400,963	656,207	656,207
B Division Total	10,581,418	10,581,418	7,363,819	7,363,819	14,614,285	14,614,286	11,389,848	11,389,848

Table F: Expenditure and Income for 2014 and Estimated Outturn for 2013

Division, Services and Sub Services	2014				2013			
	Expenditure		Income		Expenditure		Income	
	Adopted by Council €	Estimated by Manager €	Adopted by Council €	Estimated by Manager €	Adopted by Council €	Estimated Outturn €	Adopted by Council €	Estimated Outturn €
C Water Services								
C01 Water Supply								
C0101 Water Plants & Networks	3,275,663	3,275,663	-	-	3,096,081	3,096,082	-	-
C0199 Service Support Costs	1,324,445	1,324,445	10,126,180	10,126,180	1,451,152	1,451,154	1,018,871	1,018,871
C01 Service Total - C01	4,600,108	4,600,108	10,126,180	10,126,180	4,547,233	4,547,236	1,018,871	1,018,871
C02 Waste Water Treatment								
C0201 Waste Plants and Networks	4,351,359	4,351,359	-	-	3,517,117	3,517,117	638,089	638,089
C0299 Service Support Costs	902,407	902,407	-	-	813,568	813,568	30,402	30,402
C02 Service Total - C02	5,253,766	5,253,766	-	-	4,330,685	4,330,685	668,491	668,491
C03 Collection of Water and Waste Water Charges								
C0301 Debt Management Water and Waste Water	221,133	221,133	-	-	248,969	248,968	-	-
C0399 Service Support Costs	51,173	51,173	-	-	51,670	51,670	5,591	5,591
C03 Service Total - C03	272,306	272,306	-	-	300,639	300,638	5,591	5,591
C04 Public Conveniences								
C0401 Operation and Maintenance of Public Conveniences	26,816	26,816	-	-	36,050	36,050	-	-
C0499 Service Support Costs	16,577	16,577	429	429	15,793	15,793	435	435
C04 Service Total - C04	43,393	43,393	429	429	51,843	51,843	435	435

Table F: Expenditure and Income for 2014 and Estimated Outturn for 2013

Division, Services and Sub Services	2014				2013			
	Expenditure		Income		Expenditure		Income	
	Adopted by Council €	Estimated by Manager €	Adopted by Council €	Estimated by Manager €	Adopted by Council €	Estimated Outturn €	Adopted by Council €	Estimated Outturn €
C05 Admin of Group and Private Installations								
C0501 Grants for Individual Installations	-	-	-	-	-	-	-	-
C0502 Grants for Water Group Schemes	-	-	-	-	-	-	-	-
C0503 Grants for Waste Water Group Schemes	-	-	-	-	-	-	-	-
C0504 Group Water Scheme Subsidies	618,819	618,819	588,000	588,000	635,257	635,257	588,000	588,000
C0599 Service Support Costs	173,431	173,431	15,553	15,553	171,249	171,249	12,840	12,840
C05 Service Total - C05	792,250	792,250	603,553	603,553	806,506	806,506	600,840	600,840
C06 Support to Water Capital Programme								
C0601 Technical Design and Supervision	38,764	38,764	-	-	41,997	41,997	-	-
C0699 Service Support Costs	126,312	126,312	137,638	137,638	232,437	232,437	25,802	25,802
C06 Service Total - C06	165,076	165,076	137,638	137,638	274,434	274,434	25,802	25,802
C07 Agency & Recoupable Services								
C0701 Agency & Recoupable Service	-	-	1,162,818	1,162,818	-	-	1,162,818	1,162,818
C0799 Service Support Costs	1,526	1,526	-	-	1,432	1,432	-	-
C07 Service Total - C07	1,526	1,526	1,162,818	1,162,818	1,432	1,432	1,162,818	1,162,818
C Division Total	11,128,425	11,128,425	12,030,618	12,030,618	10,312,772	10,312,774	3,482,848	3,482,848

Table F: Expenditure and Income for 2014 and Estimated Outturn for 2013

Division, Services and Sub Services	2014				2013			
	Expenditure		Income		Expenditure		Income	
	Adopted by Council €	Estimated by Manager €	Adopted by Council €	Estimated by Manager €	Adopted by Council €	Estimated Outturn €	Adopted by Council €	Estimated Outturn €
D Development Management								
D01 Forward Planning								
D0101 Statutory Plans and Policy	421,178	421,178	-	-	409,525	409,525	-	-
D0199 Service Support Costs	179,357	179,357	23,059	23,059	182,517	182,517	23,394	23,394
D01 Service Total - D01	600,535	600,535	23,059	23,059	592,042	592,042	23,394	23,394
D02 Development Management								
D0201 Planning Control	746,436	746,436	152,300	152,300	720,628	763,978	152,300	152,300
D0299 Service Support Costs	592,465	592,465	54,493	54,493	593,649	593,649	55,284	55,284
D02 Service Total - D02	1,338,901	1,338,901	206,793	206,793	1,314,277	1,357,627	207,584	207,584
D03 Enforcement								
D0301 Enforcement Costs	195,757	195,757	11,000	11,000	214,351	214,351	11,000	11,000
D0399 Service Support Costs	46,562	46,562	5,777	5,777	47,486	47,486	5,861	5,861
D03 Service Total - D03	242,319	242,319	16,777	16,777	261,837	261,837	16,861	16,861
D04 Industrial and Commercial Facilities								
D0401 Industrial Sites Operations	-	-	-	-	-	-	-	-
D0402 Provision of Industrial Sites	-	-	-	-	-	-	-	-
D0403 Management of & Contris to Other Commercial Facs	-	-	-	-	-	-	-	-
D0404 General Development Promotion Work	72,393	72,393	-	-	72,393	72,393	-	-
D0499 Service Support Costs	37,763	37,763	4,486	4,486	38,080	38,080	4,551	4,551
D04 Service Total - D04	110,156	110,156	4,486	4,486	110,473	110,473	4,551	4,551

Table F: Expenditure and Income for 2014 and Estimated Outturn for 2013

Division, Services and Sub Services	2014				2013			
	Expenditure		Income		Expenditure		Income	
	Adopted by Council €	Estimated by Manager €	Adopted by Council €	Estimated by Manager €	Adopted by Council €	Estimated Outturn €	Adopted by Council €	Estimated Outturn €
D05 Tourism Development and Promotion								
D0501 Tourism Promotion	14,880	14,880	-	-	14,880	14,880	-	-
D0502 Tourist Facilities Operations	-	-	-	-	-	-	-	-
D0599 Service Support Costs	22,120	22,120	756	756	22,028	22,028	767	767
D05 Service Total - D05	37,000	37,000	756	756	36,908	36,908	767	767
D06 Community and Enterprise Function								
D0601 General Community & Enterprise Expenses	244,177	244,177	-	-	227,573	227,573	-	-
D0602 RAPID Costs	-	-	-	-	-	-	-	-
D0603 Social Inclusion	-	-	-	-	-	-	-	-
D0699 Service Support Costs	109,851	109,851	2,636	2,636	109,875	109,875	2,675	2,675
D06 Service Total - D06	354,028	354,028	2,636	2,636	337,448	337,448	2,675	2,675
D07 Unfinished Housing Estates								
D0701 Unfinished Housing Estates	-	-	-	-	-	-	-	-
D0799 Service Support Costs	-	-	-	-	-	-	-	-
D07 Service Total - D07	-	-	-	-	-	-	-	-
D08 Building Control								
D0801 Building Control Inspection Costs	500	500	-	-	500	500	-	-
D0802 Building Control Enforcement Costs	1,000	1,000	-	-	1,000	1,000	-	-
D0899 Service Support Costs	69,980	69,980	5,583	5,583	68,122	68,122	5,664	5,664
D08 Service Total - D08	71,480	71,480	5,583	5,583	69,622	69,622	5,664	5,664

Table F: Expenditure and Income for 2014 and Estimated Outturn for 2013

Division, Services and Sub Services	2014				2013			
	Expenditure		Income		Expenditure		Income	
	Adopted by Council €	Estimated by Manager €	Adopted by Council €	Estimated by Manager €	Adopted by Council €	Estimated Outturn €	Adopted by Council €	Estimated Outturn €
D09 Economic Development and Promotion								
D0901 Urban and Village Renewal	89,545	89,545	-	-	90,910	90,910	-	-
D0902 EU Projects	-	-	-	-	-	-	-	-
D0903 Town Twinning	-	-	-	-	-	-	-	-
D0904 European Office	-	-	-	-	-	-	-	-
D0905 Economic Development & Promotion	-	-	-	-	-	-	-	-
D0906 Jobs, Enterprise & Innovation	950,000	950,000	950,000	950,000	-	-	-	-
D0999 Service Support Costs	3,612	3,612	494	494	3,683	3,683	502	502
D09 Service Total - D09	1,043,157	1,043,157	950,494	950,494	94,593	94,593	502	502
D10 Property Management								
D1001 Property Management Costs	-	-	-	-	-	-	-	-
D1099 Service Support Costs	-	-	-	-	-	-	-	-
D10 Service Total - D10	-	-	-	-	-	-	-	-
D11 Heritage and Conservation Services								
D1101 Heritage Services	96,474	96,474	24,868	24,868	95,785	95,785	26,132	26,132
D1102 Conservation Services	-	-	-	-	-	-	-	-
D1103 Conservation Grants	-	-	-	-	-	-	-	-
D1199 Service Support Costs	80,710	80,710	3,945	3,945	81,234	81,234	4,002	4,002
D11 Service Total - D11	177,184	177,184	28,813	28,813	177,019	177,019	30,134	30,134

Table F: Expenditure and Income for 2014 and Estimated Outturn for 2013

Division, Services and Sub Services	2014				2013			
	Expenditure		Income		Expenditure		Income	
	Adopted by Council €	Estimated by Manager €	Adopted by Council €	Estimated by Manager €	Adopted by Council €	Estimated Outturn €	Adopted by Council €	Estimated Outturn €
D12 Agency & Recoupable Services								
D1201 Agency & Recoupable Service	-	-	2,000	2,000	43,350	-	2,000	2,000
D1299 Service Support Costs	-	-	-	-	-	-	-	-
D12 Service Total - D12	-	-	2,000	2,000	43,350	-	2,000	2,000
DB Debit Balance								
DB Debit balance	-	-	-	-	-	-	-	-
DB Service Total - DB	-	-	-	-	-	-	-	-
D Division Total	3,974,760	3,974,760	1,241,397	1,241,397	3,037,569	3,037,569	294,132	294,132

Table F: Expenditure and Income for 2014 and Estimated Outturn for 2013

Division, Services and Sub Services	2014				2013			
	Expenditure		Income		Expenditure		Income	
	Adopted by Council €	Estimated by Manager €	Adopted by Council €	Estimated by Manager €	Adopted by Council €	Estimated Outturn €	Adopted by Council €	Estimated Outturn €
E Environmental Services								
E01 Landfill Operation and Aftercare								
E0101 Landfill Operations	472,097	472,097	15,000	15,000	498,654	498,653	15,000	15,000
E0102 Contribution to other LAs - Landfill Facilities	-	-	-	-	-	-	-	-
E0103 Landfill Aftercare Costs.	-	-	-	-	-	-	-	-
E0104 Provision of Landfill (financing/loan costs)	-	-	-	-	-	-	-	-
E0199 Service Support Costs	352,895	352,895	9,795	9,795	365,717	365,716	9,938	9,938
E01 Service Total - E01	824,992	824,992	24,795	24,795	864,371	864,369	24,938	24,938
E02 Recovery & Recycling Facilities Operations								
E0201 Recycling Facilities Operations	22,023	22,023	-	-	22,159	22,160	-	-
E0202 Bring Centres Operations	30,000	30,000	103,500	103,500	30,000	30,000	133,500	133,500
E0203 Provision of Bring Centres (financing/loan costs)	-	-	-	-	-	-	-	-
E0204 Other Recycling Services	-	-	200	200	-	-	200	200
E0299 Service Support Costs	191,408	191,408	25,708	25,708	186,210	186,211	26,082	26,082
E02 Service Total - E02	243,431	243,431	129,408	129,408	238,369	238,371	159,782	159,782
E03 Waste to Energy Facilities Operations								
E0301 Waste to Energy Facilities Operations	-	-	-	-	-	-	-	-
E0399 Service Support Costs	21,371	21,371	315	315	21,380	21,380	319	319
E03 Service Total - E03	21,371	21,371	315	315	21,380	21,380	319	319

Table F: Expenditure and Income for 2014 and Estimated Outturn for 2013

Division, Services and Sub Services	2014				2013			
	Expenditure		Income		Expenditure		Income	
	Adopted by Council €	Estimated by Manager €	Adopted by Council €	Estimated by Manager €	Adopted by Council €	Estimated Outturn €	Adopted by Council €	Estimated Outturn €
E04 Provision of Waste to Collection Services								
E0401 Recycling Waste Collection Services	-	-	-	-	-	-	-	-
E0402 Organic Waste Collection Services	-	-	-	-	-	-	-	-
E0403 Residual Waste Collection Services	-	-	-	-	-	-	-	-
E0404 Commercial Waste Collection Services	-	-	-	-	-	-	-	-
E0405 Provision of Waste Collection Equip costs	-	-	-	-	-	-	-	-
E0406 Contribution to Waste Collection Services	-	-	-	-	-	-	-	-
E0407 Other Costs Waste Collection	503,999	503,999	504,000	504,000	431,935	431,935	726,400	726,400
E0499 Service Support Costs	87,394	87,394	6,975	6,975	87,910	87,910	7,076	7,076
E04 Service Total - E04	591,393	591,393	510,975	510,975	519,845	519,845	733,476	733,476
E05 Litter Management								
E0501 Litter Warden Service	100,559	100,559	-	-	102,718	102,717	-	-
E0502 Litter Control Initiatives	2,766	2,766	6,500	6,500	2,766	2,766	6,500	6,500
E0503 Environmental Awareness Services	12,000	12,000	-	-	12,000	12,000	-	-
E0599 Service Support Costs	208,031	208,031	10,335	10,335	209,769	209,769	10,485	10,485
E05 Service Total - E05	323,356	323,356	16,835	16,835	327,253	327,252	16,985	16,985

Table F: Expenditure and Income for 2014 and Estimated Outturn for 2013

Division, Services and Sub Services	2014				2013			
	Expenditure		Income		Expenditure		Income	
	Adopted by Council €	Estimated by Manager €	Adopted by Council €	Estimated by Manager €	Adopted by Council €	Estimated Outturn €	Adopted by Council €	Estimated Outturn €
E06 Street Cleaning								
E0601 Operation of Street Cleaning Service	-	-	-	-	-	-	-	-
E0602 Provision and Improvement of Litter Bins	-	-	-	-	-	-	-	-
E0699 Service Support Costs	-	-	-	-	-	-	-	-
E06 Service Total - E06	-	-	-	-	-	-	-	-
E07 Waste Regulations, Monitoring and Enforcement								
E0701 Monitoring of Waste Regs (incl Private Landfills)	-	-	-	-	34,608	34,608	-	-
E0702 Enforcement of Waste Regulations	251,357	251,357	301,213	301,213	214,208	214,207	301,213	301,213
E0799 Service Support Costs	233,738	233,738	16,869	16,869	242,446	242,446	17,114	17,114
E07 Service Total - E07	485,095	485,095	318,082	318,082	491,262	491,261	318,327	318,327
E08 Waste Management Planning								
E0801 Waste Management Plan	-	-	-	-	-	-	-	-
E0802 Contrib to Other Bodies Waste Management Planning	-	-	-	-	-	-	-	-
E0899 Service Support Costs	20,626	20,626	1,743	1,743	10,841	10,841	1,768	1,768
E08 Service Total - E08	20,626	20,626	1,743	1,743	10,841	10,841	1,768	1,768
E09 Maintenance of Burial Grounds								
E0901 Maintenance of Burial Grounds	33,243	33,243	45,000	45,000	33,446	33,446	45,000	45,000
E0902 Provision of Burial Grounds	-	-	-	-	-	-	-	-
E0999 Service Support Costs	17,360	17,360	186	186	21,528	21,529	188	188
E09 Service Total - E09	50,603	50,603	45,186	45,186	54,974	54,975	45,188	45,188

Table F: Expenditure and Income for 2014 and Estimated Outturn for 2013

Division, Services and Sub Services	2014				2013			
	Expenditure		Income		Expenditure		Income	
	Adopted by Council €	Estimated by Manager €	Adopted by Council €	Estimated by Manager €	Adopted by Council €	Estimated Outturn €	Adopted by Council €	Estimated Outturn €
E10 Safety of Structures and Places								
E1001 Operation Costs Civil Defence	123,774	123,774	77,039	77,039	123,774	123,774	77,039	77,039
E1002 Dangerous Buildings	6,391	6,391	-	-	10,488	10,488	-	-
E1003 Emergency Planning	90,585	90,585	-	-	81,640	81,640	-	-
E1004 Derelict Sites	913	913	9,813	9,813	913	913	9,813	9,813
E1005 Water Safety Operation	4,300	4,300	-	-	4,300	4,300	-	-
E1099 Service Support Costs	161,977	161,977	13,389	13,389	161,872	161,872	13,578	13,578
E10 Service Total - E10	387,940	387,940	100,241	100,241	382,987	382,987	100,430	100,430
E11 Operation of Fire Service								
E1101 Operation of Fire Brigade Service	2,177,038	2,177,038	-	-	2,203,753	2,203,753	-	-
E1102 Provision of Buildings & Equipment	-	-	-	-	-	-	-	-
E1103 Fire Services Training	152,500	152,500	82,000	82,000	132,500	132,500	82,000	82,000
E1104 Operation of Ambulance Service	-	-	-	-	-	-	-	-
E1199 Service Support Costs	432,319	432,319	279,787	279,787	421,959	421,959	279,874	279,874
E11 Service Total - E11	2,761,857	2,761,857	361,787	361,787	2,758,212	2,758,212	361,874	361,874

Table F: Expenditure and Income for 2014 and Estimated Outturn for 2013

Division, Services and Sub Services	2014				2013			
	Expenditure		Income		Expenditure		Income	
	Adopted by Council €	Estimated by Manager €	Adopted by Council €	Estimated by Manager €	Adopted by Council €	Estimated Outturn €	Adopted by Council €	Estimated Outturn €
E12 Fire Prevention								
E1201 Fire Safety Control Cert Costs	-	-	-	-	-	-	-	-
E1202 Fire Prevention and Education	4,000	4,000	-	-	4,000	4,000	-	-
E1203 Inspection & Monitoring of Commercial Facilities	-	-	-	-	-	-	-	-
E1299 Service Support Costs	237,152	237,152	91,113	91,113	237,776	237,776	91,130	91,130
E12 Service Total - E12	241,152	241,152	91,113	91,113	241,776	241,776	91,130	91,130
E13 Water Quality, Air and Noise Pollution								
E1301 Water Quality Management	136,605	136,605	83,000	83,000	277,629	277,631	83,000	83,000
E1302 Licensing and Monitoring of Air and Noise Quality	19,979	19,979	-	-	10,500	10,500	-	-
E1399 Service Support Costs	65,190	65,190	1,750	1,750	99,061	99,061	1,775	1,775
E13 Service Total - E13	221,774	221,774	84,750	84,750	387,190	387,192	84,775	84,775
E14 Agency & Recoupable Services								
E1401 Agency & Recoupable Service	3,771	3,771	500	500	3,771	3,771	500	500
E1499 Service Support Costs	-	-	-	-	-	-	-	-
E14 Service Total - E14	3,771	3,771	500	500	3,771	3,771	500	500
E Division Total	6,177,361	6,177,361	1,685,730	1,685,730	6,302,231	6,302,232	1,939,492	1,939,492

Table F: Expenditure and Income for 2014 and Estimated Outturn for 2013

Division, Services and Sub Services	2014				2013			
	Expenditure		Income		Expenditure		Income	
	Adopted by Council €	Estimated by Manager €	Adopted by Council €	Estimated by Manager €	Adopted by Council €	Estimated Outturn €	Adopted by Council €	Estimated Outturn €
F Recreation and Amenity								
F01 Leisure Facilities Operations								
F0101 Leisure Facilities Operations	-	-	-	-	-	-	-	-
F0102 Provision/Improvement of Leisure Facilities	-	-	-	-	-	-	-	-
F0103 Contribution to External Bodies Leisure Facilities	50,000	50,000	-	-	50,000	50,000	-	-
F0199 Service Support Costs	37,896	37,896	22,280	22,280	38,080	38,080	22,604	22,604
F01 Service Total - F01	87,896	87,896	22,280	22,280	88,080	88,080	22,604	22,604
F02 Operation of Library and Archival Service								
F0201 Library Service Operations	1,100,408	1,100,408	85,000	85,000	1,064,537	1,064,537	85,000	85,000
F0202 Archive Service	1,000	1,000	-	-	1,000	1,000	-	-
F0203 Maintenance of Library Buildings	-	-	-	-	-	-	-	-
F0204 Purchase of Books, CD's etc.	100,000	100,000	-	-	100,000	100,000	-	-
F0205 Contributions to Library Organisations	17,610	17,610	-	-	17,610	17,610	-	-
F0299 Service Support Costs	786,998	786,998	-	-	796,000	796,001	-	-
F02 Service Total - F02	2,006,016	2,006,016	85,000	85,000	1,979,147	1,979,148	85,000	85,000

Table F: Expenditure and Income for 2014 and Estimated Outturn for 2013

Division, Services and Sub Services	2014				2013			
	Expenditure		Income		Expenditure		Income	
	Adopted by Council €	Estimated by Manager €	Adopted by Council €	Estimated by Manager €	Adopted by Council €	Estimated Outturn €	Adopted by Council €	Estimated Outturn €
F03 Outdoor Leisure Areas Operations								
F0301 Parks, Pitches & Open Spaces	-	-	-	-	-	-	-	-
F0302 Playgrounds	-	-	-	-	-	-	-	-
F0303 Beaches	-	-	-	-	-	-	-	-
F0399 Service Support Costs	-	-	-	-	-	-	1,000	1,000
F03 Service Total - F03	-	-	-	-	-	-	1,000	1,000
F04 Community Sport and Recreational Development								
F0401 Community Grants	-	-	-	-	-	-	-	-
F0402 Operation of Sports Hall/Stadium	-	-	-	-	-	-	-	-
F0403 Community Facilities	-	-	-	-	-	-	-	-
F0404 Recreational Development	-	-	-	-	-	-	-	-
F0499 Service Support Costs	-	-	-	-	-	-	-	-
F04 Service Total - F04	-	-	-	-	-	-	-	-

Table F: Expenditure and Income for 2014 and Estimated Outturn for 2013

Division, Services and Sub Services	2014				2013			
	Expenditure		Income		Expenditure		Income	
	Adopted by Council €	Estimated by Manager €	Adopted by Council €	Estimated by Manager €	Adopted by Council €	Estimated Outturn €	Adopted by Council €	Estimated Outturn €
F05 Operation of Arts Programme								
F0501 Administration of the Arts Programme	256,238	256,238	78,876	78,876	194,023	194,023	18,000	18,000
F0502 Contributions to other Bodies Arts Programme	20,000	20,000	-	-	20,000	20,000	-	-
F0503 Museums Operations	-	-	-	-	-	-	-	-
F0504 Heritage/Interpretive Facilities Operations	-	-	-	-	-	-	-	-
F0505 Festivals & Concerts	-	-	-	-	-	-	-	-
F0599 Service Support Costs	103,535	103,535	116,777	116,777	104,725	104,725	122,413	122,413
F05 Service Total - F05	379,773	379,773	195,653	195,653	318,748	318,748	140,413	140,413
F06 Agency & Recoupable Services								
F0601 Agency & Recoupable Service	180,263	180,263	137,853	137,853	233,726	233,726	193,725	193,725
F0699 Service Support Costs	1,768	1,768	-	-	1,660	1,660	-	-
F06 Service Total - F06	182,031	182,031	137,853	137,853	235,386	235,386	193,725	193,725
F Division Total	2,655,716	2,655,716	440,786	440,786	2,621,361	2,621,362	442,742	442,742

Table F: Expenditure and Income for 2014 and Estimated Outturn for 2013

Division, Services and Sub Services	2014				2013			
	Expenditure		Income		Expenditure		Income	
	Adopted by Council €	Estimated by Manager €	Adopted by Council €	Estimated by Manager €	Adopted by Council €	Estimated Outturn €	Adopted by Council €	Estimated Outturn €
G Agriculture, Education, Health & Welfare								
G01 Land Drainage Costs								
G0101 Maintenance of Land Drainage Areas	30,000	30,000	-	-	-	-	-	-
G0102 Contributions to Joint Drainage Bodies	204,000	204,000	-	-	234,000	234,000	-	-
G0103 Payment of Agricultural Pensions	27,116	27,116	-	-	27,116	27,116	-	-
G0199 Service Support Costs	9,954	9,954	415	415	10,061	10,061	421	421
G01 Service Total - G01	271,070	271,070	415	415	271,177	271,177	421	421
G02 Operation and Maintenance of Piers and Harbours								
G0201 Operation of Piers	-	-	-	-	-	-	-	-
G0202 Provision of Piers	-	-	-	-	-	-	-	-
G0203 Operation of Harbours	-	-	-	-	-	-	-	-
G0204 Provision of Harbours	-	-	-	-	-	-	-	-
G0299 Service Support Costs	-	-	-	-	-	-	-	-
G02 Service Total - G02	-	-	-	-	-	-	-	-
G03 Coastal Protection								
G0301 General Maintenance - Coastal Regions	-	-	-	-	-	-	-	-
G0302 Planned Protection of Coastal Regions	-	-	-	-	-	-	-	-
G0399 Service Support Costs	-	-	-	-	-	-	-	-
G03 Service Total - G03	-	-	-	-	-	-	-	-

Table F: Expenditure and Income for 2014 and Estimated Outturn for 2013

Division, Services and Sub Services	2014				2013			
	Expenditure		Income		Expenditure		Income	
	Adopted by Council €	Estimated by Manager €	Adopted by Council €	Estimated by Manager €	Adopted by Council €	Estimated Outturn €	Adopted by Council €	Estimated Outturn €
G04 Veterinary Service								
G0401 Provision of Veterinary Service	57,402	57,402	-	-	57,402	57,402	-	-
G0402 Inspection of Abattoirs etc	35,076	35,076	112,978	112,978	65,076	65,076	150,978	150,978
G0403 Food Safety	-	-	-	-	1,000	1,000	-	-
G0404 Operation of Dog Warden Service	115,410	115,410	73,000	73,000	127,410	127,410	73,000	73,000
G0405 Other Animal Welfare Services (incl Horse Control)	32,500	32,500	20,000	20,000	22,500	22,500	20,000	20,000
G0499 Service Support Costs	65,187	65,187	7,220	7,220	50,761	50,761	7,325	7,325
G04 Service Total - G04	305,575	305,575	213,198	213,198	324,149	324,149	251,303	251,303
G05 Educational Support Services								
G0501 Payment of Higher Education Grants	1,817,261	1,817,261	1,805,670	1,805,670	1,817,261	1,817,261	1,805,670	1,805,670
G0502 Administration Higher Education Grants	-	-	-	-	-	-	-	-
G0503 Payment of VEC Pensions	-	-	-	-	-	-	-	-
G0504 Administration VEC Pension	-	-	-	-	-	-	-	-
G0505 Contribution to VEC	76	76	-	-	14,076	14,076	-	-
G0506 Other Educational Services	3,310	3,310	-	-	3,310	3,310	-	-
G0507 School Meals	-	-	-	-	-	-	-	-
G0599 Service Support Costs	1,992	1,992	80	80	2,016	2,016	81	81
G05 Service Total - G05	1,822,639	1,822,639	1,805,750	1,805,750	1,836,663	1,836,663	1,805,751	1,805,751

Table F: Expenditure and Income for 2014 and Estimated Outturn for 2013

Division, Services and Sub Services	2014				2013			
	Expenditure		Income		Expenditure		Income	
	Adopted by Council €	Estimated by Manager €	Adopted by Council €	Estimated by Manager €	Adopted by Council €	Estimated Outturn €	Adopted by Council €	Estimated Outturn €
G06 Agency & Recoupable Services								
G0601 Agency & Recoupable Service	-	-	100	100	-	-	100	100
G0699 Service Support Costs	99	99	-	-	93	93	-	-
G06 Service Total - G06	99	99	100	100	93	93	100	100
G Division Total	2,399,383	2,399,383	2,019,463	2,019,463	2,432,082	2,432,082	2,057,575	2,057,575

Table F: Expenditure and Income for 2014 and Estimated Outturn for 2013

Division, Services and Sub Services	2014				2013			
	Expenditure		Income		Expenditure		Income	
	Adopted by Council €	Estimated by Manager €	Adopted by Council €	Estimated by Manager €	Adopted by Council €	Estimated Outturn €	Adopted by Council €	Estimated Outturn €
H Miscellaneous Services								
H01 Profit & Loss Machinery Account								
H0101 Maintenance of Machinery Service	-	-	-	-	-	-	-	-
H0102 Plant and Machinery Operations	1,230,430	1,230,430	1,230,430	1,230,430	1,234,898	1,234,898	1,230,430	1,230,430
H0103 Provision of Plant and Machinery	-	-	-	-	-	-	-	-
H0199 Service Support Costs	119,896	119,896	20,970	20,970	118,702	118,702	21,274	21,274
H01 Service Total - H01	1,350,326	1,350,326	1,251,400	1,251,400	1,353,600	1,353,600	1,251,704	1,251,704
H02 Profit & Loss Stores Account								
H0201 Purchase of Materials, Stores	2,296,000	2,296,000	2,494,859	2,494,859	2,296,000	2,296,000	2,402,814	2,402,814
H0202 Administrative Costs Stores	198,859	198,859	-	-	209,589	209,589	-	-
H0203 Upkeep of Buildings, stores	-	-	-	-	-	-	-	-
H0299 Service Support Costs	39,195	39,195	6,315	6,315	39,122	39,122	6,407	6,407
H02 Service Total - H02	2,534,054	2,534,054	2,501,174	2,501,174	2,544,711	2,544,711	2,409,221	2,409,221
H03 Adminstration of Rates								
H0301 Administration of Rates Office	34,869	34,869	-	-	59,031	59,031	-	-
H0302 Debt Management Service Rates	43,727	43,727	-	-	67,849	67,849	-	-
H0303 Refunds and Irrecoverable Rates	1,763,382	1,763,382	50,000	50,000	1,797,396	1,797,396	50,000	50,000
H0399 Service Support Costs	107,029	107,029	6,705	6,705	107,686	107,686	6,795	6,795
H03 Service Total - H03	1,949,007	1,949,007	56,705	56,705	2,031,962	2,031,962	56,795	56,795

Table F: Expenditure and Income for 2014 and Estimated Outturn for 2013

Division, Services and Sub Services	2014				2013			
	Expenditure		Income		Expenditure		Income	
	Adopted by Council €	Estimated by Manager €	Adopted by Council €	Estimated by Manager €	Adopted by Council €	Estimated Outturn €	Adopted by Council €	Estimated Outturn €
H04 Franchise Costs								
H0401 Register of Elector Costs	2,929	2,929	-	-	2,929	2,929	-	-
H0402 Local Election Costs	27,071	27,071	-	-	-	-	-	-
H0499 Service Support Costs	107	107	-	-	101	101	-	-
H04 Service Total - H04	30,107	30,107	-	-	3,030	3,030	-	-
H05 Operation of Morgue and Coroner Expenses								
H0501 Coroner Fees and Expenses	125,681	125,681	-	-	155,114	155,114	-	-
H0502 Operation of Morgue	-	-	-	-	-	-	-	-
H0599 Service Support Costs	26,509	26,509	-	-	26,214	26,214	-	-
H05 Service Total - H05	152,190	152,190	-	-	181,328	181,328	-	-
H06 Weighbridges								
H0601 Weighbridge Operations	3,500	3,500	4,000	4,000	3,500	3,500	4,000	4,000
H0602 Provision of Weighbridges	-	-	-	-	-	-	-	-
H0699 Service Support Costs	-	-	-	-	-	-	-	-
H06 Service Total - H06	3,500	3,500	4,000	4,000	3,500	3,500	4,000	4,000
H07 Operation of Markets and Casual Trading								
H0701 Operation of Markets	-	-	-	-	-	-	-	-
H0702 Casual Trading Areas	1,500	1,500	-	-	1,500	1,500	-	-
H0799 Service Support Costs	823	823	4,000	4,000	867	867	4,000	4,000
H07 Service Total - H07	2,323	2,323	4,000	4,000	2,367	2,367	4,000	4,000

Table F: Expenditure and Income for 2014 and Estimated Outturn for 2013

Division, Services and Sub Services	2014				2013			
	Expenditure		Income		Expenditure		Income	
	Adopted by Council €	Estimated by Manager €	Adopted by Council €	Estimated by Manager €	Adopted by Council €	Estimated Outturn €	Adopted by Council €	Estimated Outturn €
H08 Malicious Damage								
H0801 Malicious Damage	-	-	-	-	-	-	-	-
H0899 Service Support Costs	-	-	-	-	-	-	-	-
H08 Service Total - H08	-	-	-	-	-	-	-	-
H09 Local Representation & Civic Leadership								
H0901 Representational Payments	350,769	350,769	-	-	374,522	374,522	-	-
H0902 Chair/Vice Chair Allowances	30,181	30,181	-	-	27,264	27,264	-	-
H0903 Annual Allowances LA Members	116,337	116,337	-	-	116,337	116,337	-	-
H0904 Expenses LA Members	70,709	70,709	-	-	73,626	73,626	-	-
H0905 Other Expenses	28,000	28,000	-	-	28,000	28,000	-	-
H0906 Conferences Abroad	2,885	2,885	-	-	2,885	2,885	-	-
H0907 Retirement Gratuities	134,528	134,528	-	-	-	-	-	-
H0908 Contribution to Members Associations	16,000	16,000	-	-	11,500	11,500	-	-
H0999 Service Support Costs	167,887	167,887	-	-	159,616	159,616	-	-
H09 Service Total - H09	917,296	917,296	-	-	793,750	793,750	-	-
H10 Motor Taxation								
H1001 Motor Taxation Operation	461,901	461,901	-	-	482,681	482,682	-	-
H1099 Service Support Costs	288,932	288,932	23,561	23,561	293,166	293,166	23,904	23,904
H10 Service Total - H10	750,833	750,833	23,561	23,561	775,847	775,848	23,904	23,904

Table F: Expenditure and Income for 2014 and Estimated Outturn for 2013

Division, Services and Sub Services	2014				2013			
	Expenditure		Income		Expenditure		Income	
	Adopted by Council €	Estimated by Manager €	Adopted by Council €	Estimated by Manager €	Adopted by Council €	Estimated Outturn €	Adopted by Council €	Estimated Outturn €
H11 Agency & Recoupable Services								
H1101 Agency & Recoupable Service	2,230,217	2,230,217	2,384,443	2,384,443	1,935,833	1,935,833	1,994,397	1,994,397
H1102 NPPR	-	-	-	-	-	-	650,000	650,000
H1199 Service Support Costs	47,193	47,193	600	600	46,598	46,598	609	609
H11 Service Total - H11	2,277,410	2,277,410	2,385,043	2,385,043	1,982,431	1,982,431	2,645,006	2,645,006
H Division Total	9,967,046	9,967,046	6,225,883	6,225,883	9,672,526	9,672,527	6,394,630	6,394,630
Overall Total	53,737,170	53,737,170	37,234,835	37,234,835	55,513,389	55,513,398	32,111,727	32,111,727

Appendix 1		
SUMMARY OF CENTRAL MANAGEMENT CHARGE FOR YEAR 2014		
Description	2014 €	2013 €
Area Office Overhead	804,371	815,628
Corporate Affairs Overhead	798,641	757,522
Corporate Buildings Overhead	813,681	851,621
Finance Function Overhead	1,238,389	1,136,210
Human Resource Function Overhead	780,253	828,411
IT Services Overhead	1,010,774	1,058,066
Print & Post Room Service Overhead	65,000	65,000
Pension & Lump Sum Overhead	2,530,703	2,546,983
Total Expenditure Allocated to Services	8,041,812	8,059,441

**CAPITAL BUDGET
2014-2016**

**DEVELOPMENT
CONTRIBUTION
REPORT
2014**



Comhairle Chontae Uíbh Fháilí
Offaly County Council

MEMO

TO	Elected Members
Subject	Capital Spending/Development Contributions
Date	December 6th, 2013

Dear Councillor,

I attach for your information:

- **Report 1** analyses the opening balance, receipts and disbursements of development contributions since I reported to you in December 2012. This report shows that we currently have a balance of € 3.668m development levies to fund upcoming projects.
- **Report 2** analyses the € 3.668 m balance over the various development contribution headings
- **Report 3** provides a summary of the projected capital expenditure and income/development levy funding requirement and shortfall by Division for the period 2014-2016.
- **Report 4** details the projects in each division that are scheduled to be undertaken in the years 2014-2016.

Report 3 highlights the substantial funding amount (€ 8.625 m) that will be required from our development contribution income to fund capital projects. This is substantially reduced on previous years, as the latest Capital report reflects the fact that all water and waste water infrastructure activities will be the responsibility of Irish Water from January 2014.

In the previous two years, 2011 and 2012 we have received on average € 500,000 in development contributions each year, arising from the completion of schemes that commenced in prior years. For the next three years, with the establishment of Irish water, we expect this amount to fall and have estimated contributions of € 200,000 in each year, in total, under the various headings.

Over the three year period our current balance of € 3.668m plus 3 year projected income € 600,000 (€ 200k x3) will give us a total available for disbursement of € 4.268m against a projected requirement of € 8.625m a shortfall of € 4.357m.

This anticipated shortfall will restrict our ability to undertake many capital projects. It will also mean we will defer/prioritise projects taking account of the funds available.

DECLAN CONLON,
HEAD OF FINANCE.

Report 1
Offaly County Council

Development Contributions-Receipt and Application of Development Funds for the period
from November 2012- November 2013

€000s

Balance Available -November 2012	3,515
Reserved for Current Water Projects -Not yet Allocated	2,866
Contributions Received- November 2012 to November 2013	
Development Contributions - Customers	685
Development Contributions - Town Councils	252
Disbursements December 2012 - November 2013 - see below	330
Revised figure re Reserved for Current Projects / Irish Water	3,320
Balance Available -November 2013	3,668

Allocation of Funds - since last report to Council Nov 2012

€000s

Block Grant 2013	185
Amenities-Clara Community Playground	6
Amenities-Kinnitty Community Playground	5
Infrastructure-Offaly Innovation & Design Centre	50
Kilmurray Precast-Special Contribution	20
Edenderry Power-Special Contribution	64
Reserves for Current Projects/ Irish Water	3,320

TOTAL

3,650

Report 2

Offaly County Council Development Contributions available for disbursement as at November 2013

JOB DESCRIPTION	FUNDS AVAILABLE €000s
DEV. CONT. SCH. AMENITIES	271
DEV. CONT. SCH. INFRASTRUCTURE	2,183
DEV. CONT. SCH. WASTEWATER - NOW IRISH WATER	0
DEV. CONT. SCH. WATER - NOW IRISH WATER	0
TTC SPECIAL DEVELOPMENT CONTRIB. - NOW IRISH WATER	0
SPL DEV. CONT. 2004 CAR PARKING	443
SPL DEV. CONTRIB - WINDFARMS	158
SPL DEV CONT SCH CLARA QUARRY	4
SPL DEV CONT SCH-ROAD IMP & MAIN DRUMCRAW MT LUCAS	25
SPL DEV. CONT SCH COMMUNICATIONS MASTS	491
SPL DEV CONT RD IMP. TULLAROE CLAREEN	8
SPL DEV CONT REST ROAD DOWN PARK DAINGEAN	4
SPL DEV CONT RD IMPROVEMENT TO N80 CLARA	26
SPL DEV CONT PASSING BAYS AT DERRYGOLLIN	5
SPL DEV LEVY KILMURRAY PRECAST CONCRETE	42
SPL DEV CONT REST ROADWAY SPRINGFIELD	8
<u>TOTAL</u>	3,668

Report 3

Analysis of Capital Project Expenditure by Division 2014-2016

Division	Expenditure	Phasing of Expenditure				Proposed Funding		Dev Cont. Funds Available		
	Projected Capital Expenditure 2014- 2016	2014	2015	2016	2017+	Estimated DoEHLG/ NRA/Other Funding	Dev Cont. Funding Requirement	Cash Available	Projected Receipts 2014-2016	Shortfall in Development Contribution
A - Housing & Building	10,050	3,030	3,020	4,000	0	10,000	50	0	0	(50)
B - Road Transport & Safety	28,850	3,000	7,050	18,800	0	25,650	3,200	2,748	450	(2)
C - Water Services	0	0	0	0	0	0	0	0	0	-
D - Development Management	1,125	0	275	275	575	0	1,125	158	26	(941)
E - Environmental Services	4,090	1,425	815	1,840	10	4,090	0	0	0	-
F - Recreation & Amenity	13,340	5,890	4,200	3,250	0	9,740	3,600	271	44	(3,285)
J- Corporate Services	1,007	300	557	150	0	357	650	491	80	(79)
Grand Total	58,462	13,645	15,917	28,315	585	49,837	8,625	3,668	600	(4,357)

Report 4 - Capital Projects by Division 2014-2016

Division	Project Detail
A - Housing & Building	Housing Programme
	Playgrounds
B - Road Transport & Safety	Bridge Strengthening/Improvement
	Cloneygowan Bypass
	Low Cost Safety Measures
	Smarter Travel
	Regional Road Improvement
	NRA Minor Improvements (N62)
	NRA Traffic Calming Schemes
	NRA Tullamore /Kilbeggan Link
	Edenderry Relief Road
	Portarlinton Relief Road
	Western By Pass Tullamore
C - Water Services	Water Capital projects are scheduled to transfer to
	Irish Water from December 31st 2013
D - Development Management	Shannon Harbour Project
	Tourism Projects
	Monastic Site/Visitors Parking
E - Environmental Services	Remediation of historical landfills
	Provision of graveyards
	Installation of hydrometric stations
	Energy Projects
	Fire Equipment
	Ferbane New Station (Approved)
	Clara Fire Station
F - Recreation & Amenity	Clara Swimming Pools
	Edenderry Swimming pool
	Tullamore Library
	Tullamore Arts Centre
	Edenderry Library
	Open Library Grant / LMS
	Library Refurbishments etc.
J Corporate Services	Records Conservation Management
	CRM System & Phone System Upgrade
	Information systems upgrade
	Broadband

Budget 2014

Director of Services Reports

Declan Kirrane - Director of Planning, Economic Development,

Community & Enterprise, Heritage & Architectural

Page(s)

1 – 14

Sean Murray - Director of Corporate, Housing,

Cultural Affairs, Environment & Water & Library

Page(s)

15 – 41

Frank Heslin - Director of Transport, Emergency Services,

Information Systems & Human Resources

Page(s)

42 – 52

Offaly County Council
Budget 2014

Declan Kirrane – Director of Services
Reports

Budget 2014 - Planning & Development

Development Management:

The downturn in economic activity, particularly in the construction sector, continued in 2013. The number of planning applications within the County Offaly administrative area is estimated at 270 to year end. The Planning Department also manages all planning applications for Tullamore and Birr Town Councils – estimated at 35 and 20 applications respectively to year end. 54 applications to extend the appropriate period (planning permission) were received and assessed to date.

Since 2009, the Planning Department has been carrying out ‘on the spot’ validations at the public counter to ensure that when an application is accepted, all documentation is in order. This helps to keep invalid applications to a minimum while also assisting in the processing of valid applications.

The Planning Department is also continuing with its Scanning Project, which allows for files to be viewed over the internet. This has proved important in terms of compliance with Access to Information on the Environment regulations. At present, all Offaly County Council planning application files from 2009 to date are available on www.offaly.ie, while those of Tullamore Town Council will be available by the end of 2013. This allows the public to view current and historical planning applications at a time and place of their choosing rather than being restricted to office hours. In late 2013 the remainder of the Tullamore Town Council planning functions will be amalgamated within Offaly County Council while the full amalgamation of the functions of Birr Town Council will take place during 2014.

In addition to the above mentioned, the other main areas of focus for Development Management in 2013 was as follows:

Quarries

Consequent on the outcomes of Section 261A in 2012 whereby 153 quarries and potential quarries were examined, work proceeded during 2013 to input into those sites which went to An Bord Pleanála for review or for substitute consent or enforcement. In addition, the remaining 125 actual quarry sites which were not issued with a S. 261A notice were further assessed in terms of the need for mandatory enforcement action but also in order to ‘finalise’ the process by preparing a summary report on each file. This will be extremely useful when the demand for aggregate increases again and is reflective of the recognition that the extractive industry is an important part of Co. Offaly’s economy and will continue to be so in the future.

Peatlands

A detailed questionnaire in relation to potential unauthorised industrial peat extraction was returned to the Department of the Environment, Community and Local Government in October. This took considerable resources given the complexity of the issue. 31 sites were examined as requested.

Unfinished Housing Developments & Taking in Charge Applications

The Planning Section in conjunction with the Housing, Roads, Water Services and Environment sections continues to implement the DECLG's Managing and Resolving Unfinished Estates Guidelines. The 2013 Housing Survey, published on 28th November 2013 by Minister Jan O' Sullivan, has 29 Unfinished Housing Developments listed in the county of Offaly. 5 estates were removed from the 2012 survey as a result of the necessary works having been undertaken by developers in the last year. Of the 29 listed in the 2013 survey, there is construction activity on site in respect of 5 developments. Seven no. applications to take estates in charge were received in 2013 and resolutions to take 3 estates in charge were made by the Council.

Enforcement & Compliance

There has been a significant increase in enforcement activity in the year to date. So far, 70 new enforcement files have been opened. In addition, 93 Warning Letters have been issued and 31 Enforcement Notices have been served in 2013. Regular meetings are held with the Council's legal advisors to ensure that cases are pursued in a timely manner.

A new draft Development Contribution Scheme was prepared during 2013 with significant revisions to reflect the current economic climate and to comply with revised Government guidelines. It will go through a public consultation process and is currently on public display until 20th January 2014.

Work is ongoing in order to secure the delivery of a very significant Mountain Biking Trail development in the Slieve Blooms in conjunction with Coillte and Laois County Council.

Forward Planning

- Variations to both the Birr & Tullamore Town and Environs Development Plans were progressed and adopted – Core Strategies. Strategic Environmental Assessment (SEA) screening was done in house.
- The draft County Development Plan was prepared, discussed at Area Committee level and subsequently at the full Council and was then amended as required and placed on public display on 16th October 2013. This second phase of public consultation extends to 6th Jan. 2014. The plan consists of Volume 1 – written statement, Volume 2 – town, village and sraid plans, Record of Protected Structures, wind energy strategy, strategic flood risk assessment (SFRA), Strategic Environmental Assessment report, Appropriate Assessment (AA) screening. The SFRA was carried out in-house as a new exercise required by the flooding guidelines. The SEA / AA screening was carried out by consultants with input from forward planning staff.
- Various submissions as required including the Westmeath CDP, Roscommon CDP, targeted review of wind guidelines, Gateway and Hubs Development Index, Regional Planning indicators and the mid-term review to Regional Planning Guidelines.

- A new Geographical Information System (ESRI) is in the process of being introduced in conjunction with the IS section. It is being piloted in the planning section. The draft County Development Plan has been added to the GIS as an interactive tool in time for the public display. The new GIS will vastly enhance the availability of information over the internet in relation to planning applications, environmental designations, County Development Plan objectives etc. both for in-house analysis and for the general public.

Planning and Economic Development Strategy Policy Committee

The SPC worked through its adopted work programme for 2013. For the coming year it will consider such issues as the ongoing implications of legislative changes and new guidelines, the County Development Plan review, implications of the Renewable Energy Export Policy and Development Framework, implications of Peatlands survey, Local Government Reform, further requirements arising from EU Habitats and EIA Directives, progress in relation to Unfinished Housing Developments, economic development briefings and consideration of initiatives to promote economic and tourism development in the county.

Major* relevant Legislation introduced / commenced in 2013

- EU (EIA)(IPPC)(no. 2) Regs 2012.
- Ministerial Directive on Planning Enforcement.
- Planning and Development (Amendment) Regulations 2013.

Major* relevant Government Guidelines and Circulars issued in 2013

- Development Contribution Guidelines for planning authorities, and accompanying circulars PL1/2013, PL3/2013, PL5/2013 and PL18/2013.
- Consultation on update to Wind Energy Guidelines.
- Design Manual for Urban Roads and Streets 'DMURS' (mandatory compliance).
- Guidelines for Planning Authorities and An Bord Pleanála on carrying out Environmental Impact Assessment.
- Circular PL8/2013 regarding applications for substitute consent pursuant to section 261A: Report under section 177I (issued under section 28 of Plan Act 2000).
- Circular PL10/2013 regarding High Court Judgment – Wicklow County Council V Fortune.
- Circular Letter PL 16/2013 regarding Compliance of existing land use plans with the EU Habitats Directive.
- 'Local Area Plans; Guidelines for Planning Authorities', and the accompanying 'Manual for Local Area Plans'.

*Minor / consequential items not listed for brevity.

Legislation / Guidelines expected in late 2013 / early 2014

- Finalised Appropriate Assessment Guidelines
- Revised Development Plan Guidelines

- Progress on National Landscape Strategy
- National Bio-energy Strategy
- Peatlands Strategy
- Updated National Wind Atlas & revised Wind Energy Guidelines
- Renewable Energy Export Policy & Development Framework
- National Raised Bog SAC Management Plan by DoAHG
- New EIA Directive
- Amendment to Derelict Sites Act 1990
- Local Government Act and Irish Water Act
- Amendments to Part V (social and affordable housing) of the Planning & Development Act 2000

Areas of Activity for 2014

In addition to the normal activities of Development Management, Forward Planning, Enforcement and Taking in Charge of developments, the following are the main major items of activity envisaged for 2014:

- Input on the forthcoming review of the National Spatial Strategy, currently at scoping stage
- Input into the new Eastern Midland Regional Assembly when established. This region will comprise counties Dublin, Meath, Louth, Kildare, Longford, Westmeath, Offaly, Laois and Wicklow.
- Strategic Infrastructure Developments
- Input into substitute consent applications (An Bord Pleanála) for quarries which were required to apply as a result of the Section 261A process.
- Implications of peat extraction survey required by DECLG in 2013. These are as yet unknown but there remains a petition against Ireland with the European Court of Justice in this regard.
- Continuing to make progress on resolving Unfinished Housing Developments.
- Responding as required to guidance expected from the Planning Minister following on from her directive issued in the summer of 2013 in relation to enforcement.
- Input into the National Landscape Strategy, due for progression during 2014.
- Putting into place the necessary requirements which will relate to planning as a result of the coming into operation of Irish Water.
- Putting into place any requirements which will relate to planning as a result of the formation of Municipal Districts.

Budget 2014 - Economic Development Report

It is a dynamic time to be working in Local Government with substantial reforms being implemented within the sector. There is an increasing emphasis on the role of Local Government in employment and jobs creation and with the introduction of **'Putting People First'** published by Minister Phil Hogan further emphasises is now being vested in the local authority to deliver enterprise support and development through Local Enterprise Offices.

Offaly County Council acts as a key catalyst in the development of new business and the promotion of Offaly as a location 'to do business'. Over the past 12 months we have dedicated significant time and resources into a **number of initiatives** to achieving our goal of 'employment generation'. One of the strongest mechanisms in achieving this is with strong policies. Our **County Development Plan** is a robust document that is committed to the principles of sustainable development. Throughout the plan are spatial and sectoral references that support business and employment. In 2013 we commenced the review of the current Offaly County Development Plan 2009-2015 and initiated the new Offaly County Development Plan 2014-2020. In respect of economic conditions and in order to support the establishment and growth of business in the County we are also now reviewing our Development Contribution Scheme. This is part of an overall initiative to reduce business costs complimented by other schemes such as the **Business Incentive Scheme** for the reuse and refurbishment of vacant units for certain commercial purposes and also our **flexible payment options** for business. **Utilising all of our schemes and initiatives** the Economic Development Office is committed to promoting the County as the ideal location for starting a business. We work with our partners in the IDA and Enterprise Ireland on a regional level and with the County Enterprise Board on a local level to achieve this. Some of the achievements during the year include

Launch of Tullamore Dew Distillery

Offaly County Council played a key role in securing the distillery for Tullamore. The distillery, visitor centre and warehousing facility is currently being constructed on 60 acre site in Clonminch, Tullamore. The sod was turned in September of 2013 by Minister for Agriculture Simon Coveney and we expect distilling to commence in March 2014.

Paint factory announced for Portarlinton

The Magni Group, a US based company, has lodged the application for the factory which will be built at the Botley Lane Industrial Park, Portarlinton, Offaly. The Magni Group, which operates an automotive coating business, will set up its new manufacturing plant and R+D laboratory near Portarlinton. The new facility, which will employ 50 people, will include a purpose-built 40,000 square foot factory with room to expand to 80,000 square feet over five years.

A number of promotional projects were completed in 2013 highlighting the business opportunities available in Offaly. Among these were:

Publication of Doing Business in Edenderry

In conjunction with Edenderry Town Council we published a comprehensive brochure highlighting the location, available infrastructure and opportunities and the family / community resources available to businesses locating in Edenderry. A copy of the brochure is available by contacting the County Council or download from www.offaly.ie (Doing Business in Offaly)

Business in Offaly online Video

At the December Council meeting the 'Doing Business in Offaly' video was launched. The purpose of the video is to capture a glimpse of current successful businesses in the County from a range of sectors and integrate lifestyle and recreation shots that promote a strong image of the County. This will compliment the current work of the IDA who are filming a similar initiative for the wider ATM Gateway. The objective for filming this is to establish a strong online presence for the County through social media.

Economic Development Committee

The Economic Development Sub Committee had a strong year in 2013. The committee has initiated a very exciting project getting funding and approval in 2013. The 'Offaly Innovation and Design Centre' will be Located in Axis Business Park, Tullamore the purpose of this centre is to provide a creative and flexible space that allows people the freedom to explore all concepts of business creation. The market place is no longer local and we need our citizens, particularly young people, equipped with the skills to compete for business and employment globally.

Actions for 2014

The next year will be extremely important for the wider role of Offaly County Council in job creation and enterprise development. Local Enterprise Offices will be established in Quarter 1 of 2014. The Action Plan for Effective Local Government prescribes 'one stop shops' for business and enterprise support and this will be delivered through Offaly County Council in partnership with Enterprise Ireland. The role of the LEOS will be in training, mentoring, funding, advice and guidance. The Economic Development Office is committed to assisting with the smooth alignment of the new structures and exploiting any available opportunities for the County.

Through our Economic Development Sub Committee 2014 will be dedicated to establishing the 'Offaly Innovation and Design Centre' in Tullamore. This facility will allow us to directly address entrepreneurship levels in Offaly by providing the space and resources for our citizens to explore business ideas / concepts. The LEO's will be essential in the management of this facility also.

Alternative energy opportunities associated with the County will continue to be explored. Our Development Plan has strong policies in relation to emerging energy markets and we are committed to maximising the renewable energy resource with minimal environmental impacts.

Finally the Economic Development Office intends conducting a strategic review of our role with the view to identifying key supports to larger employers in the County. This will include generating closer relationships with our major employers through site visits and exploring with them any assistance we can provide in the R&D area.

Budget 2014 – Community & Enterprise

The role of the Community and Enterprise Section is to support the County Development Board (CDB) and its' sub-groups, promote social inclusion and to facilitate the participation of the wider community in decision-making and policy matters through the Community & Voluntary Forum and Comhairle na nÓg.

County Development Board

In 2013 it became clear that the process of 'alignment', (of Local Government with Local Development), would produce a revised structure to replace the CDB. Offaly was one of the front running counties in this process during late 2013. Early 2014 may see more developments on this matter.

The CDB established a number of inter-agency groups, some of which are still meeting. These include the **Social Inclusion Measures Group** and the **Traveller Inter-agency Group**. These have each this year respectively completed an audit of the Local Anti Poverty Strategy, and organized the successful Traveller Pride Week activities.

The County Development Board hosts both the Jigsaw project (youth mental health services) and the Offaly Sports Partnership. Practically, support includes the allocation of building space, staff support and other services to **Jigsaw** as it moves into operational delivery; and the complete housing of the **Offaly Sports Partnership** administration team here, with cross referencing on projects; staff resources and forward planning.

Participation of the wider community in decision making and policy matters

A further remit of this section is to **increase participation of the wider community in decision-making and policy matters**. This is achieved through work with the **Community and Voluntary Forum** (through funding from the DECLG for OCC C&E part time work on this). The Community Forum represents over 400 groups in Offaly. We support **Comhairle na nÓg** (with similar funding from the Dept of Children and Youth Affairs). This facilitates their meetings, projects and an AGM as the recognized national youth council for Offaly, with a significant Enterprise theme in their work in 2013.

Support to various funding opportunities

The administration services for both the **West Offaly Enterprise Fund** and the **North Offaly Enterprise Fund** are handled by the Community & Enterprise section in Offaly Co. Co., as well as the **Revolving Fund** Guarantee scheme.

It has also been possible for this section to leverage other funding sources for community support during 2013, such as **Youth Bank; Think Big and Offaly County Enterprise Board** grants to the Comhairle na nÓg 'Who wants to be an Entrepreneur' magazine publication. A nominee from this section also represents Offaly County

Council on the evaluation committee for **Rural Development Programme** applications to **Offaly Local Development Company**.

The **STEM** scholarship fund continued this year to four 3rd level students studying Science, Technology, Engineering or Maths.

Community projects

For specific and general sectors of the population, 2013 projects have included:

- **Offaly Mental Health Talk Week** (with Community Forum; HSE; Design Hub and others),
- **Play Day** (with Offaly **County Childcare Committee** – OCCC is chaired by a staff member here) and Recreation Week activities (for the post-primary age group),
- The **smoke alarms** project for older people and the **Community Watch** network,
- The signing up of Offaly to the **Age Friendly County** national initiative,
- The mentoring for the **Tidy Towns Network** with four network meetings organized this year, with co-ordination of technical/ area office support to towns and villages as required.

Tourism

In **The Gathering 2013** over 60 communities across the county made a huge contribution to the national initiative by organising events and activities for overseas visitors. These included flagship festivals for Offaly in Birr, Tullamore and Rhode. A Steering Group for the project was chaired by Cllr Peter Ormond. To date over 1,000 visitors have been recorded as visitors to Offaly because of a Gathering here. The economic impact captures their expenditure while here, as well as the legacy impact of further tourism and employment potential in this sector.

The **Offaly CDB Tourism Inter-agency** group met several times. It has engaged with Failte Ireland on matters concerning the county. Shannon Development has been dissolved. There is now an opportunity to review the membership of this group to reflect the broad input of other agencies into tourism.

This section has reactivated the meetings of the **Laois Offaly Walking Partnership** and contributed to an application made by technical colleagues under the **Smarter Travel** programme for a project in west Offaly. The section is consulting with in-house and external expertise in the development of a tourism strategy for Offaly. The section has contributed to various strategies looking at the potential of different sectors of tourism, including: **The Royal Canal and Grand Canal Rural Environs Study** (with Waterways Ireland, Failte Ireland and other local authorities); the **Lakelands and Inland Waterways** strategy review; and the **Dept of Tourism, Transport and Sport** consultation on tourism opportunities.

In 2014 many of the above projects will continue, with the perspective of social inclusion; participation and enterprise. Particular focus will be required from

Community & Enterprise for the alignment process and support to the forthcoming **Local Community Development Committee** (expected to replace the CDB). Some support to re-orientating communities towards the forthcoming **Municipal District** structure may be required. The section is co-ordinating the **Refugee Resettlement** project arriving in Tullamore early in 2014, with an agency based working group and community support in place to plan for the arrival of this group. **Tourism** provides economic and social enterprise opportunities for the county. This is an area in which we hope to lead in 2014.

Budget 2014 - Heritage Office Report

The Heritage Office works with the support of the Offaly Heritage Forum. This group of 15 is made up of people from state agencies, Council staff and NGOs. The forum's work programme is set out in the Offaly Heritage Plan 2012 – 2016. The forum meets four times a year with working groups meeting when necessary. The human resources of the forum are very valuable from providing advice, to contributing to projects or leading awareness events. The Heritage Council contribution towards the running of the Heritage office and also an allocation towards the delivery of the Offaly Heritage Plan has been crucial to facilitating project delivery. The work falls into three main categories of awareness, data collection and research and delivering projects.

Heritage Awareness

This year three books published by Offaly County Council were launched; first in March, The Geology of Laois and Offaly, researched and written by John Feehan, then in November The Marble of Clonmacnoise by Declan Ryan and finally in December Did you know? 100 quirky facts about County Offaly collated by the Heritage Office. All of these publications are selling well and are financially robust publications in this time of limited subvention.

The events programme continued with the Offaly Naturalists' Field Club programme holding events throughout the year, 9 days of programming for Heritage Week in August, participation in Culture Night with the Arts Office in September and the Annual Seminar on 15th /16th November.

The annual Biodiversity Summer School was led by John Feehan in July focusing on the Slieve Blooms. For the first time, Caimin O'Brien of the National Monuments Service partnered with the Heritage Office to run a castle study week in May. Both weeks were fully booked.

The third year and final year of participation in the Engage with Architecture programme was busy with a number of elements from Mapping Towns, to national school programmes, public lectures to Plein Air. This is a partnership project with the Art and Architecture Departments.

Data Collection

Follies Study A survey of ten architectural follies was undertaken by Howley Hayes conservation architects. This received 75% Heritage Council funding.

Digitisation of Archives 80 volumes relating to the management of the East Offaly Digby estate held in Dorset are now digitized. In addition we worked in Birr Castle archive doing some sample digitising and also digitised the Charleville Estate Maps.

Offaly Leader 11 We assisted with the delivery of two major projects for Offaly heritage which received Offaly Leader 11 funding. We worked with the Offaly Community Forum who facilitated the comprehensive study of wildlife in 7 towns costing €28,000. The first

phase of the conservation of Daingean Courthouse was also completed at a cost of €200,000. Further work will be needed but the work to the roof has secured the overall building.

Securing a special allocation of €20,000 from the Heritage Council Conservation Plan measure, resulted in the completion of the conservation of St Carthage's Church in Rahan which had been set out in the Rahan Conservation Plan in 2008.

Tidy Towns Support; information evenings and mentoring continue in partnership with the Community and Enterprise Section.

Public Realm Plans

The delivery of the Birr Public Realm plan 2009 continues with key projects in 2013 being Cornmarket Car Park, the shop front scheme, planning for Emmet Square enhancement and the installation of the sculpture on the Tullamore Road. The process for a Tullamore Public Realm plan is being initiated.

Outlook for 2014

While budgets continuing to be tight, it is planned to maximize outputs through working with the Heritage Forum partnerships and facilitating groups to develop heritage projects. The resources of in-house expertise will be utilized as much as possible. Depending on their budget allocation the Heritage Council has indicated their support for the Heritage officer programme in Local Authorities as a priority. Projects from the Offaly Heritage Plan 2012 – 2016 will continue to be the basis for activities.

Budget 2014 – Architectural Services

The Architects Department provides a cross departmental service throughout the County Council and Town Councils, particularly in areas of **Housing, Planning and Conservation**. The Architects Department continues to make a significant contribution to the Town and County Development Plans in the running of the Record of Protected Structures in particular assisting with the draft CDP 2014-2020; including the upkeep of the multifaceted database and the considerable number of ongoing owner queries and Section 57 Declarations. Advice and assistance is also given to many community groups regarding proposals for the upkeep or re use of existing protected structures. A number of Village Enhancement Plans were set up and these will be looked at in great detail in 2014.

The Architects Department provides advice and assistance to the **Housing Department** as required. Current project involves revised site layouts and unit design for proposed housing including specific one off houses for particular needs and assisting community groups with proposed playgrounds. Other areas of involvement include working with the in house team liaising with the Consultant Architects during the Tender process of the **Tullamore Community Arts Centre**, providing on site advice for the **Tullamore Bridges** project, sketch proposals for Kilcruttin Halting Site.

The Architects Department works closely with the **Birr Public Realm Group** providing sketch designs for Cornmarket Square, now complete; Emmet Square and Main Street, and Orchard Gardens, also part of % for Art Group and recently completed Birr Gateway Feature by Ann Meldon Hugh.

Other Projects: **Edenderry Town Hall** – Landscaping works, design for improvements around the Town Hall now completed and design proposals for possible new library project. **Offaly Innovation Centre**: Sketch proposals for new Tullamore project May 2013, assist with TTC and QS in preparation of Tender Documents. **Ferbane Fire Station**: Sketch designs for possible new station. **ENGAGE 2013**: the team of Architect, Arts Officer and Heritage Officer received funding for the third year in 2013, with a variety of projects completed. **Offaly Follies**: Proposed new publication currently at information gathering stage, looking at approx 20 sites within Offaly.

2014; the Architects Department will be involved in:

- 1) **County Arts Centre** – Budget agreement and commence On Site.
- 2) **Structures at Risk Grant 2014 or possible Conservation Grants Scheme**
- 3) **Birr Public Realm** – 2014 Emmett Square on site, Orchard Gardens, Wilmer Road car park etc.
- 4) **Tullamore Public Realm** – Working with Planning to produce Tullamore Public Realm plan.
- 5) **Edenderry Public Realm** – Further phases of tree planting and streetscapes.
- 6) **ENGAGE 2011-2013** – Produce publication of three year projects.
- 7) **Planning** –County Development Plan – RPS review, Sraid and Village Plans, Geashill ACA, Area Plans and Planning Applications, Conservation and Declarations.

- 8) **Village Enhancement Schemes** – working with Clareen, Kinnitty etc.
- 9) **Housing** –Sketch designs as required.
- 10) **Innovation Centre** – assistance as required.
- 11) **Ferbane Fire Station** – assist with department application, current drafting by BTC.
- 12) **OLDC** – Continue to provide assistance to local groups for funding applications
- 13) **Follies of Offaly Book** –book project for 2014.

Offaly County Council
Budget 2014

Sean Murray – Director of Services
Reports

Budget 2014 - Housing Department

Social and Voluntary Housing Output

The housing stock stood at 1,084 at year end with an average occupancy rate of 96.3%. 73 tenancies were allocated in 2013 comprising: 32 local authority homes, 40 under the Social Leasing and RAS schemes and 1 nomination to voluntary bodies. 462 tenancy allocations have been achieved over the period 2009 – 2013 comprising standard local authority lettings in newly constructed or acquired houses, Part V, RAS, Leasing and nominations to voluntary bodies.

Year	Number
2009	115
2010	63
2011	108
2012	103
2013	73
Total '09-'13	462

Part VIII Planning and budget cost approval for the construction of 8 units for older persons in Banagher has been received and construction is expected to commence in early 2014. The Offaly Local Authorities housing capital drawdown for 2013

was €1,868,384 compared to €13m in 2010. The allocation enabled the acquisition of 5 housing units in Tullamore, commencement of Banagher scheme, Energy Efficiency upgrade to 300 houses across the county and completion of 6 DPG's. The Muiriosa Foundation CAS Scheme for the construction of a 6 unit house for the intellectually disabled at Moylena, Tullamore was completed in 2013 and CAS funding for the acquisition of a property in Ballinagar was also secured to accommodate an additional four persons previously housed in institutional care settings.

A challenge to all areas of housing provision in 2013 is the ongoing increase in the number of applicants who are or have previously been home owners and who have fallen into mortgage arrears. It is expected that this trend will continue and indeed increase in 2014 as more homeowners find themselves in the repossession process. A new Mortgage to Rent Scheme was introduced in 2012 to assist home owners remain in their homes under tenancy arrangements with approved housing bodies and a new MtR Scheme for local authority loan borrowers is expected to be introduced in 2014. The capital programme for 2014 is expected to be limited to commencement of the Banagher Scheme and continuation of the Energy Efficiency Programme for existing stock.

Housing Needs Assessments and Allocations

73 tenancy allocations were made across the range of social housing options. The Housing waiting list stood at 704 at year end with the greatest demand from the Edenderry area. A statutory Housing Needs Assessment was completed in May. The form of assessment was prescribed in the Social Housing Assessments (Summary) Regulations 2013. In March 2013, Offaly County Council wrote to all applicants approved for housing up to and including 31st October 2012 (721 households). On completion of the exercise, together with those excluded as being over the statutory income limits, 235 applications were closed off. The net position with Offaly County Council as of 7th May 2013 – the statutory assessment date – was that there were 579

open applications. Only 12 applications were closed as a result of the revised income regulations. The HNA exercise resulted in a gross reduction in the numbers on the waiting list by 29%.

Year	Number
2009	134
2010	177
2011	277
2012	333
2013	356

356 housing assessments were conducted in 2013 while 1,277 assessments have been completed over the 5 year period 2009 to 2013, with the number of assessments increasing year on year. All eligible applications were

accepted and assessed within statutory deadlines.

Affordable Housing & Part V

6 unsold Affordable units in Clara were transferred to social stock with funding received from the Department. The remaining 9 units in Edenderry remain allocated under the Rental Accommodation Scheme in partnership with Tuath Housing Association. No social Part V's were acquired during the year. One Part V agreement was completed during the year to acquire lands in Rhode in lieu of cash payment. These lands have subsequently been leased to the local community to develop a playground. A formal review of Part V has been undertaken by the Department and changes to the format may be introduced in 2014.

Tenant Purchase Scheme

Tenant Purchase Scheme sales peaked in 2006 with almost 40 houses sold during the year, generating close to €2m. By contrast, three sales were finalised in 2013 generating €109,731 for Internal Capital Receipts. The Council contacted 935 tenants in July 2012 to notify them that applications for inclusion in the 1995 Scheme were closing on the 31st December 2012. No new applications for TPS were accepted in 2013.

It is intended to introduce a new scheme providing for the sale of existing local authority houses to tenants on incremental purchase principles in 2014. In contrast to the 1995 scheme, the discounts provided under the Incremental Purchase principles will be based on household income rather than length of tenancy, thereby allowing low-income households to move into home ownership earlier than otherwise might have been possible. The significantly reduced level of activity under TPS continues to have severe implications for the level of capital funding available to deliver programmes across a range of areas and existing balance of Internal Capital Reserves will run out in 2014.

Housing Loans

Eight loan applications were received in 2013 while four provisional approvals were issued. One loan was paid out in 2013 and under the terms of the new loan scheme, the repayments are being reported monthly to the Irish Credit Bureau. The sum of €1,137,723 has been reserved for loan charges and HFA transfers including voluntary housing loan charges for 2014. A revised Housing Loan Arrears Policy was adopted in 2012 including the introduction of a Mortgage Arrears Resolution Process. All customers in loan arrears are required to engage in the MARP process. To date, eight MARP

agreements have been agreed by the Housing Section and the process will continue in 2014 to ensure all loan customers are in sustainable repayment agreements. As a result of the MARP agreements, arrears on each of the eight customer accounts have substantially reduced and all agreements are being kept. The MARP agreements are being reviewed bi-annually.

Housing Rents

Rent re-assessments were conducted on approximately 350 accounts in 2013. A national Differential Rents Framework is expected to issue to local authorities in 2014 with a commencement date of 1st January 2015. Considerable resources are required in order to adequately manage the housing rents system and manage arrears as they arise. Tenants in arrears are immediately notified to enter into payment agreements and these agreements are monitored weekly. Where no agreement can be reached or where the tenant fails to adequately address arrears, Notice to Quit may be issued. A Housing Rent Arrears Policy was adopted by the Council in 2010 which outlines our procedures in this regard. 19 Notices to Quit were issued in 2013, however no houses were repossessed as a result of court proceedings. €2,713,814 housing rental income is anticipated in 2014.

Local Property Tax

Liability for LPT for local authority stock was determined in 2013. As no provision was made for LPT in the 2013 budget, a combined payment for 2013 / 2014 will be liable on the 1st January 2014. The latest date for filing returns to the Revenue Commissioners was 28th June 2013. The Offaly Local Authorities declaration was as follows:

	OLA combined	OCC	TTC	BTC
Total Properties	1,752	1,041	479	232
Exempt Properties	237	122	61	54
Liable Properties	1,515	919	418	178
LPT liability 2013	€68,265	€41,445	€18,810	€8,010
LPT Liability 2014	€136,350	€82,710	€37,620	€16,020

A half year charge applied for 2013. All properties are valued in the €0 - €100,000 band with a full liability of €90 per property. The combined 2013 / 2014 liability for Offaly County Council €124,155.

Adaptation, Mobility and Older Persons Grants

The Council's 2013 allocation for Housing Grants was €689,579. Outturn in 2013 is 83 grants approved under the following schemes; HAGS: 18 HAOP: 62, MAGS: 3. Approximately 1,100 grants have been processed under previous DPG / ERG scheme from 2005 to 2008 and from 2009 to 2013 under the HAG / MAG and HAOP schemes. Total expenditure on all grant schemes since 2005 is €13,380,000. At the end of 2013, there were 246 eligible applications pending across the 3 grant categories.

Scheme	No. of Final Approvals 2012	Amount issued	No. of eligible Applications Pending	No. of Final Approvals 2013	Amount issued	No. of eligible Applications Pending
Housing Adaptation Grant	23	€606k	131	18	€337k	96
Mobility Aid Grant	4	€ 20k	14	3	€ 12k	11
Housing Aid for Older People	30	€249k	206	62	€341k	139
Total:	57	€875k	351	83	€690k	246

Average grant amounts paid in 2013 were €18,730 for HAG, €4,000 for MAG and €5,500 for HAOP. In January 2013, Council approved the reduction in the amount of maximum grants available under each category to ensure an additional number of grants could be approved with reduced funding. More competitive construction costs, better value for money and stricter adherence to completion of works as specified by the applicant have ensured the significant element of applicant requirements are being met within reduced grant allocations.

Reducing maximum grants has had a significant impact on the Housing Aid for Older People grant scheme with 62 applications processed in 2013 compared to 30 in 2012. The 2014 budget of €625,000 will enable between 75 - 80 grant approvals in 2014. There is no scope to supplement this amount with ICR's.

Private Sites

There was one sale completed in 2013 but two offers previously received were withdrawn. A considerable debit balance remains on lands acquired and developed previously for this purpose. Revised criteria for the sale of private sites was adopted by Council in 2010 and sites made available for sale on the open market without restriction. 46 sites remain available in 5 locations. Considerable remediation works were completed at the Meadowlands Kilcormac scheme to complete estate entrance road and to block access to part of the estate subject to frequent illegal encampments.

Rental Accommodation Scheme & Leasing Scheme

272 customers have transferred to this Scheme since inception with 12 transfers completed in 2013. The sum of €1,375,000 has been reserved to meet landlord payments in 2014. Rent reviews were carried out at regular intervals throughout the year, achieving ongoing savings on existing contracted properties. Efforts will continue in 2014 to identify and secure good quality rented accommodation. A landlord inspection fee for properties proposed under RAS / Leasing was introduced in 2012, refundable once the property was successfully transferred under either initiative. A shortage of suitable properties in all locations, due to limited property availability, has severely restricted the number of properties acquired in 2013.

The total number of individual Lease agreements concluded to date is 65 units, with 23 of those being signed in 2013. There is an ongoing requirement for units under this scheme in 2014 in the Council's areas of high demand. Specifications for a 5 unit scheme in Edenderry under the Build to Lease model were prepared in 2013 and revised approval from the Department will be sought in 2014 in order to go to tender with approved voluntary housing bodies. The Council also entered preliminary discussions with the Housing Agency on the possibility of long term-leasing of NAMA controlled properties in Tullamore and Portarlinton. Discussions on a possible leasing scheme of 15 units in Kilcormac are continuing.

Traveller Accommodation & Supports

The 2009 – 2013 Traveller Accommodation Programme sought to provide 78 units of accommodation over its lifetime. A total of 41 families have been accommodated under this programme up to the 1st November 2013. At the October Council Meeting the Draft Traveller Accommodation Programme 2014 – 2018 was adopted for public consultation. Following the statutory 2-month public consultation period the Traveller Accommodation Programme 2014-2018 will be presented to Council for adoption in early 2014. The Local Traveller Accommodation Consultative Committee continues to meet on a quarterly basis to co-ordinate delivery of the Programme. There are significant difficulties accessing appropriate traveller accommodation in the private rented market coupled with significant reductions in capital funds available to construct traveller specific accommodation. As a result, there is a significant increase in the numbers of travelers presenting as homeless.

Homeless Services

Offaly operates its Homeless Services on a regional basis along with Westmeath, Longford and Laois. The Midlands Regional Homeless Action Plan 2013-2016 was adopted by the 4 Midland Counties in March 2013. The Plan sets out the measures to be undertaken in the Midlands Counties by the key stakeholders including Housing Authorities, Health Service Executive, Homeless Service Providers and any other bodies providing homeless services. The Plan was amended and readopted in October 2013 to reflect the Homeless Policy Statement 2013. The National Homeless Policy Statement published in Feb 2013 renewed the commitment to end long-term homelessness by the end of 2016. A key focus of the Statement is on a Housing-Led Approach to tackle long-term homelessness.

The Tullamore Emergency Accommodation Service has been operating since June 2012. The facility is a 6-bed unit run by Midlands Simon Community in partnership with Offaly Local Authorities, Tullamore Housing Association and the HSE. The Service is 90% funded by the Department of Environment, Community & Local Government. The facility operates as a regional facility for the 4 Midlands Counties. During the first year of operation there were 28 admissions to the Emergency Accommodation Service (19 males and 8 female admissions). The average length of time in the service for males was 9 weeks and 5.5 weeks for females and 86% of service users attained a positive housing outcome.

Offaly County Council administers and Chairs the Offaly Homeless Action Team. The interagency team was established in June 2012 and meets on a fortnightly basis. The HAT team takes an interagency case management approach to the more complex homeless cases. A total of 63 homeless cases have been addressed by HAT since its establishment with 27 cases dealt with up to the 1st November 2013. Offaly County Council continues to contribute towards the operation of the Midlands Simon Settlement Service. Up to the 1st November 2013 a total of 93 cases (116 adults and 59 children) presented homeless at Aras an Chontae as compared with 69 cases in 2012.

In mid 2013, Section 10 Homeless funding was devolved to Westmeath County Council, the Lead Authority for the Midlands region. In August 2013, the Midlands Local Authorities were advised of a 12.27% reduction in the budget for 2013. The budget allocation for Offaly was reduced by €28,929.24 from €137,473.00 to €108,543.76. Offaly County Council were obliged to pass the budget cut onto the Tullamore Emergency facility. The allocation for deposits and emergency B&B accommodation was reduced to a total of €4,386.00 per strand. €164,771 has been reserved for homeless supports in 2014.

Estate Management

Pre-tenancy supports are provided on an on-going basis with some limited support for residents associations. The Housing Section continues to implement its Anti-Social Behaviour Policy. The Grove Street Inter-agency Steering Group, established in 2010 completed their action plan in 2012. The Steering Group was wound up however Offaly County Council continues to support the Grove Street Community Development Committee.

Housing Maintenance / Pre-lets

Housing maintenance repairs continued throughout 2013 despite ongoing limitations in the budget available and further progress was made in bringing back into use homes that were void for periods of time. Pre-let repairs to 40 houses were completed at a cost of €195,000 from ICR's. The Council will attempt to secure additional funding from the Department in 2014 in order to ensure stock does not remain vacant for extended periods.

Funding for housing maintenance repairs will be further restricted in 2014 with €403,919 reserved for this purpose. A review of Housing Maintenance structures has proposed the reduction in the number of maintenance areas from five to three in line with introduction of proposed Municipal District areas in 2014. Amalgamation of Town Council areas into revised Municipal Districts will result in the central management of Housing Maintenance functions from 2014. Inadequate funding for maintenance will result in increasing dilapidation of stock and further inability to address overall maintenance issues as they arise.

Private Rented Accommodation – Enforcement of Standards

Revised Standards and a revised system of Enforcement were introduced in 2009 requiring a more detailed level of assessment, inspection and compliance. Offaly County Council conducted 60 inspections in 2013 which also included some properties

which were the subject of complaints. Increased cooperation between the Community Welfare Service of the Department of Social Protection and the Council is envisaged in 2014 with a view to identifying and inspecting substandard properties in the county.

Estate Management and Remedial Works Programmes

Fencing contracts to secure land holdings and complete boundary remedial works in a number of local authority estates were completed during the year. Remedial works schemes costing c.€100,000 were completed at Meadowlands Kilcormac, Hill View Cloghan, The Walk Kinnity, Clonmullen Edenderry and Sycamore Drive Ballycumber. Works included enhanced car parking facilities, landscaping, boundary walls, back lane and footpath restoration, road lining, signage and drainage works. Each scheme was commenced following consultation with local residents. Funding was also allocated to complete footpath remedial works at College View, Rahan. Tree felling at Erry Mill Clara and St. Oliver's Geashill was also completed during the year. No funding is available for any additional remedial schemes in 2014 unless a central allocation is received from the Department under the Social Housing Investment Programme allocation.

DPG's / Demountable Dwellings / Improvement Works Scheme

No IWS schemes were completed in 2013 while the Council provided funding for the removal of two demountable dwellings. There has been good progress in addressing the DPG list since 2010 with 20 Disabled Persons Grants projects completed at various locations to the value of c.€400,000 with 90% of this cost claimed from the DoECLG. In addition, 4 DPG applicants have been re-housed in alternative accommodation. Five DPG projects were completed in 2013 at a cost of €162,687 of which OCC provided €24,227 in match funding through ICR's. Two significant projects were completed in Shinrone and Belmont. Funding is required for a further 5 DPG's in 2014 at a cost of c.€150,000 and will commence subject to the availability of funding.

Local Authority Lands

Short-term land lettings were agreed at 10 locations generating a modest income. Lands at Grogan Ballycumber and Gallen Ferbane were disposed of in 2013 and members agreed to the disposal of some lands at Sycamore Drive Ballycumber. Proceeds from land sales are principally used to offset against other land debit balances. Lands were acquired in Rhode under a Part V agreement to facilitate local community playground provision. Lands at Belmont were referred for consideration under the Land Aggregation Scheme while lands at Kilcormac previously submitted to LAGS remain in local authority ownership pending formal approval of application.

Energy Efficiency Programme

In 2012, 20 vacant housing units benefited from significant energy efficiency upgrades at pre-let stage. Total expenditure under the scheme in 2012 was €323,486 with €179,730 coming from own resources. The EEP scheme was revised in 2013 to include a basic energy upgrade (attic and cavity wall insulation) to existing tenanted properties. 2 contracts were awarded in 2013 to upgrade c.300 homes with €335,606 allocated from the Department. It is anticipated that a similar number of units will benefit from upgrades in 2014 and 2015.

Location	No. of Units	Location	No. of Units
St. Finnians Park Kinnitty	8 units	Churchview Heights Edenderry	36 units
Presentation Place Birr	10 units	Greenwood Park Edenderry	28 units
Bulfin Park Birr	4 units	Bridge St Kilcormac	14 units
Feighs / Birr Rd. Banagher	2 units	Church Rd Banagher	4 units
Cuba Av Banagher	28 units	Hill View Cloghan	17 units
Twickenham Ballycumber	1 unit	Mooney Terrace Kilcormac	21 units
Arden View Tullamore	37 units	Beechgrove Belmont	12 units
Chancery Lane Tullamore	10 units	Tubber	4 units
Silverdale Clara	18 units	Hillview Killeigh	5 units
Esker Court Clara	12 units	St. Bridget's Park Mountbolus	3 units
Beechmount Park Mucklagh	12 units		

MUGA's / Playgrounds

Over the four year period of the Offaly County Council and Offaly Local Development Company Joint Playground Policy 2009 - 2013, fifteen facilities have been developed at various locations across the county based on a partnership approach combining local community planning and financial input, funding and support from Offaly Local Development Company and provision of either funding, land and insurance cover from Offaly County Council.

Total funding provided to support the development of facilities was €1,479,964 comprising €117,841 from Offaly County Council, €152,457 sourced under the Sports Capital Programme, €273,991 raised by local communities and €935,675 provided by Offaly Local Development Company under the Rural Development Programme. The fifteen facilities developed compliment eight other playground facilities directly provided by Offaly County Council over the previous five years at various locations.

Offaly Local Authorities provided land for ten of the facilities by way of lease or direct provision and insurance cover was extended to fourteen of the fifteen facilities. All facilities have been developed in line with universal accessibility criteria and use of accessible play equipment was factored into design. Playgrounds were completed in Clara, Moneygall, Kinnitty and Rhode during 2013 while works to facilitate Daingean playground will commence in 2014.

Technical Support Services

Housing unit continued to provide corporate technical support services for Library facilities, Aras maintenance and service contracts together with energy efficiency contracting for swimming pools. Specifications for proposed Ferbane Fire Station were drafted and Tenders were awarded for the construction of an access road through Council lands at Killane Edenderry to facilitate future school provision. Funding for the construction of the road was provided by the Department of Education & Skills and works supervised by the Housing Unit.

Budget 2014 - Corporate Services Incorporating the Arts Service, Workplace Partnership Committee and Internal Audit function

Civic Leadership

Meetings Administration

Corporate Services staff supports the efficient and effective administration of meetings of the County Council, Corporate Policy Group, Management Team and Joint Policing Committee.

Register of Electors

Due to financial cutbacks no field workers were engaged by the Council to update the Register of Electors during 2013. A Supplementary Register of Electors was created for the Referenda held in October 2013.

Ethics Register

The annual Ethics Register was published and made available by the required deadlines.

Civic Events

A Civic Reception was held in the Council Chamber, Áras an Chontae on 11th January 2013 to acknowledge the achievement of Offaly's medallists at the 2012 Olympics Games held in London.

Productive Investment & Promotion

The Arts Service

Per Cent for Art Scheme

Offaly Local Authorities Public Art Working Group will review the programme Places Spaces and People 2010-2012 and develop a new commissioning programme for 2014 - 2016 which will realise high profile and imaginative cultural expressions of the county.

Music Generation

Our capacity to develop Music Generation could yield a €1.2m project over 3 years with a investment by Offaly County Council of €15,000 per annum plus support in kind. The return for our investment is significant in terms of its impact on children accessing music education while providing employment for up to 16 musicians over the first 3 years.

FilmOffaly

Offaly County Council continue to develop FilmOffaly, the Offaly Film Commission, in association with the Irish Film Board. FilmOffaly promotes the county as a resource for increased film production. In 2013, FilmOffaly hosted film industry events for the launch its new Vendor Discount Scheme and at the Galway Film Festival in which over

300 people attended. Offaly Film Commission, FilmOffaly, is now a leading model for other local authorities.

Tullamore Community Arts Centre

The project team comprising of representatives of Offaly County Council, Tullamore Town Council and Tullamore's Community, Business and Arts sectors progressed the establishment of a new Arts Centre in Tullamore into the tender phase. When developed the centre will bring a new culture and community hub to Tullamore providing an increase in the town's economic activity and development.

Festivals

Offaly has a high concentration of unique festivals with the capacity for significant cultural profile and inward tourism and investment into Offaly, in particular festivals such as Castlepalooza, OFFLine Film Festival, Birr Vintage Week and Arts Festival. The Arts Service will continue to advise festivals on their programming and audience development capacity.

Providing Quality Services

Customer Care Action Plan

The Council implemented its Customer Charter during 2013.

Internal Audit Function

The Audit Committee held a number of meetings in 2013 and the Internal Auditor conducted audits of a number of areas during 2013.

Ombudsman & Freedom of Information

All queries from the Office of the Ombudsman and Freedom of Information requests were dealt with within the given timeframes during 2013.

Service Indicators

Corporate Services co-ordinated the return to the Local Government Management Services Board of our annual return of data on the Service Indicators for 2012.

Quality of Life

Leisure and Recreation

Corporate Services staff represent Offaly County Council on the management committee and executive committee of Offaly Sports Partnership. Staff work on the boards of Tullamore Community Arts Centre Limited and Birr Theatre and Arts Centre Ltd to progress the delivery of arts infrastructure across the county.

Swimming Pools

Corporate Services administer funding for swimming pools. A grant in the sum of €784,000 was secured for refurbishment works at Clara Swimming Pool in October 2013.

Funding Of Cultural Facilities

Grant aid was provided to Birr Theatre and Arts Centre and Public Access Arts Edenderry. These provide cultural and quality of life experiences to local audiences and are significant in attracting an ongoing cultural profile of the county.

In 2013 Tullamore Community Arts Centre entered into its construction tender phase while ongoing community fundraising took place, including a Guinness Book of Records award for the largest Coin Mosaic by 19 primary schools around Tullamore. An advanced artistic programme called Foundation 13 was developed and this will continue in tandem with the capital phase.

FilmOffaly

In 2013, Offaly saw the largest number of incoming film productions (12) which brought much economic benefit to the county and this is intended to be capitalized on with the launch of its new Vendor Card Scheme. The first of its kind in Ireland, over 30 business in Offaly have registered to give significant discount to productions. FilmOffaly awarded films continues to win awards nationally with Toy Soldiers picking up best short drama at the Belfast Film Festival. In 2013, FilmOffaly received two graduate UK interns under the Leonardo de Vinci mobility programme.

Festival Support

Information, advice, promotion and funding was given to Birr Vintage Week and Arts Festival, Shannonbridge Mid Summer Music Festival, Hullabaloo Children's Arts Festival, Scripts, Slieve Bloom Storytelling Festival, Bealtaine Festival, IF Only Dance Festival and OFFline Film Festival. Offaly has the largest number of festivals in the Midlands, which contributes to quality of life of all and attracts tourism into the county.

Arts Act Grants

These funding schemes promote and support community, voluntary and professional activity and achievement in the arts by building the capacity of individuals and groups to achieve their highest potential. In 2013, 13 grants were awarded to Legitimate Bodies Dance Company, the Academy of Music, Clara Music Society, Clara Concert Band, Stage Craft Ireland, Tullamore Housing Assoc, St. Comchille's Pipe Band, Tullamore Gramophone Society, Veronica Nicholson, St Mary's Youth Club, Rath Drama Group, Ballycumber Drama Group and Daingean Youth Club.

Social Inclusion

Student Grants

Student Universal Support Ireland (SUSI), the new single awarding authority for all new student grant applications was introduced in 2012. All new students and students

changing courses now apply to SUSI. Corporate Services staff continue to administer the Student Grant Scheme to those students who are continuing their studies from the previous year. 295 Student Grant renewals were received for the 2013/2014 academic year. 173 applications, in the sum of €193,650, were awarded a grant at the start of December 2013.

Children, Young People and Education

Music Generation Offaly Westmeath

In 2013 Offaly County Council became the lead partner of a new joint venture music education programme for Offaly and Westmeath attracting €558,000 over 3 years from Music Generation. The funding enabled the appointment of a full time Development Officer and requires the partnership support of many local agencies to sustain it. By the end of 2013, one third of the programme is operational with 18 schools participating and a total reach of over 1,000 young people. Music Generation Offaly Westmeath. Members of the Midland Youth Orchestra were mentored by and performed with the National Symphony Orchestra as part of Music Generation support.

Hullabaloo Children's Arts Festival is led by Offaly County Council in partnership with Birr Theatre and Arts Centre. In 2013 it expanded from Birr and Clara into Edenderry, reaching 30% more young people (total 1,400) and providing employment for local performers and artists.

Offaly Youth Theatre has been established with chapters in Tullamore, Birr and Edenderry. It allows teenagers to an important outlet of expression while providing employment for three artists.

Mini Movies the youth film making programme in partnership with OFFline Film Festival has seen 200 children make and screen their own mini stop motion animations at the annual film festival.

Older people

Bealtaine Festival is a county-wide festival promoting the benefit of arts activity in older age. It is coordinated by the Arts Service providing over 37 events for older people in Offaly, with an estimated participation of approx 2,000 of our older citizens.

Arts and Health: Through our support of Anam Beo in partnership with the Dublin Mid Leinster HSE, Offaly's Arts in Health Programme, quality art experiences are developed with those in long term health care in Offaly's care centre providing employment for 5 artists.

Culture Night

In 2013, Culture Night expanded to 17 events across the county, including opening out to many heritage venues and sites, including Leap Castle, Fancroft Mill, Clonony Castle and Ballybrittan Castle, with over 1200 attending/happened upon events across the county.

Public Art

In 2013, a number of per cent for arts projects drew to a close such as the film, There's Something about Shinrone, a new gateway sculpture for Birr called Looking to the Future and a series of youth art projects (dance, drama and visual art) in Puttaghaun Tullamore including a new children's play called Brain Teasers. The exhibition collection A Very Grand Canal showed in the Luan Gallery Athlone and Public Access Arts Edenderry. In 2014, the per cent for art scheme will be capitalised upon to realise future high profile cultural expressions of the county.

Communications

Internal and External Communications

Corporate Services staff facilitate the corporate communication systems and the efficient handling of post. Achieving greater efficiencies in the areas of post, telecommunications and advertising were examined in 2012.

www.offaly.ie

Staff continue to ensure that all relevant service information is posted on our intranet, www.offaly.ie, and internet pages.

Midland Arts and Culture Magazine

The Arts Office collaborates with Laois, Westmeath and Longford Arts Offices to create a greater midland cultural identity through the production of the Midlands Arts and Culture Magazine.

Our Workplace

Team Development

Staff meetings were held on a regular basis throughout the year.

Support Workplace Partnership

The Partnership Committee meetings meet on a regular basis and 5 meetings were held in 2013. During 2013 the Partnership Committee worked closely with the Change Management Initiative Project Team and with HR on the introduction of the Time and Attendance Policy. In quarter 4 of 2013 the Committee invited staff to participate in a staff medical scheme, part funding for this Project was provided by LANPAG. The Staff Newsletter continued to circulate in 2013.

Canteen and Crèche Facilities

The crèche services continued to be supported by staff during the year. Due to falling demand for lunchtime services the lunchtime canteen facility was suspended in July 2013.

Information Management and Storage

Corporate Services encourage the use of electronic communication while ensuring sufficient and accurate paper records are kept to meet our obligations.

Priorities for 2013

Corporate Services

Where resources provide Corporate Services will:

- Administer meetings of the County Council, Corporate Policy Group, Management Team and Joint Policing Committee.
- Maintain the Register of Electors.
- Oversee the Local Elections process.
- Support the Municipal District Project Team in the establishment and embedding of the Municipal Districts in Offaly.
- Support the development of Corporate Plan 2015-2021.
- Support Business Planning and Team Planning across all services.
- Support for the implementation of requirements of the Performance Management Development System.
- Support the Change Management initiatives adopted by the Management Team.
- Implementation of priority actions from our Access Plan in compliance with the Disability Act 2005.
- Hold regular staff meetings.
- Coordinate the Authority's submission of the Service Indicators in accordance with the national timeframe.
- Explore cost efficiencies that may be achieved with regard to advertising, stationery and other services.

Arts Service

Where resources provide the Arts Service will:

- Further develop FilmOffaly through partnership building with national agencies to achieve an increased international profile.
- Coordinate the promotion of the cultural activity of the county through online resources, local and national media.
- Actively work with Tullamore Community Arts Centre Limited to progress the delivery, management and financial structures of an Arts Centre for Tullamore.
- Facilitate Offaly Local Authorities Public Art Working Group to maximise funding and manage a number of commissions in the arts through innovative use of the Per Cent for Art Scheme across the county.
- Provide advice and funding, where grant schemes are available, to community and professional arts activity in Offaly.
- Provide advice, support and where possible funding to cultural infrastructure projects.
- Provide an effective advice and information service to the public on ways to access and participate in the arts.
- Manage an exhibition / arts programme for the atrium of Áras an Chontae.

Workplace Partnership

Where resources provide Workplace Partnership will:

- Continue meetings of Offaly Local Authorities Partnership Committee in 2014.
- Continue meetings of High Level Partnership Group in 2014.
- Assist with the establishment of Municipal Districts.
- Assist with the roll out of the Change Management Initiative's agreed by the Management Team,
- Develop a work programme that aims to achieve the Objectives and Goals LANPAG's Strategic Plan 2008-2011.
- Continue to improve communications across the Local Authorities through the staff newsletter

Internal Audit

Where resources provide the Internal Audit service will:

- Continue to work with and support the Audit Committee.
- Carry out audits in accordance with an agreed work plan.
- Follow up on the implementation of recommendations made in previous audit reports.

Budget 2014 - Environment and Water Services

The Water Services and Environment sections were amalgamated into one single section in May 2012, to help improve efficiency through sharing of senior staff resources and taking advantage of synergies between the two sections.

In 2013, the section commenced the process of adapting our operations in accordance with very significant changes which are being introduced at National Level:

The establishment of Irish Water

Reduction in Waste Management Regions from 10 to 3.

The introduction of further shared services and rationalisation in the sector

Water Services

The delivery of Water services throughout the county continues to be a challenge in terms of funding, regulatory compliance and customer expectation of service delivery.

In 2014, water services will be 100% funded by Irish Water who will be the Statutory Authority for water services. The budget available to OCC to deliver water services in Offaly will be determined by Irish Water and all major decisions around funding of services will be approved by Irish Water.

Offaly Co. Council, along with all other Local Authorities will continue to deliver water services through a Service Level Agreement (SLA) with Irish Water and in accordance with an agreed Annual Service Plan. Legislation to give effect this change is currently going through the Oireachtas. It is proposed that the Service Level agreements will be for an initial period of 12 years with interim reviews.

A series of protocols to define the interaction between Irish Water and the Local Authorities has been developed and water services staff are undertaking intensive training in Irish Water Systems.

The SLA,s will be a challenge and an opportunity, as they will be performance driven but will retain a level of water services activity within Local Government.

Public Water & Wastewater Service Delivery

Drinking Water Supply

The recently published EPA Drinking Water Report shows that Offaly had a 100% microbiological compliance rate in 2012 and Offaly is one of only 10 Water Services Authorities that does not have a Water Supply scheme on the EPA Remedial Action list.

There was increased pressure on maintaining water quality standards in 2013, due partly to the impact of reduced funding for maintenance over the previous two years. While the EPA report for 2013 will not be available for some time, it is likely that it will report a small deterioration in water quality in the County for 2013.

Countywide Unaccounted for Water (UFW), is currently at 46%. While the progression of watermain rehabilitation contracts will reduce mains leakage on a number of schemes, this figure is likely to increase due to reduced maintenance funding during 2012 and 2013. The introduction of Domestic water metering will potentially provide the biggest impact on UFW.

A lot of resources have been deployed in resolving billing issues with Non-Domestic Customers, which has again resulted in reduced consumption for those customers.

Wastewater

Five wastewater discharge licences were issued by the EPA during 2013, bringing to eight the number of licences in Offaly. Meeting the stringent limit values on these licences is challenging but considerable progress was made in 2013.

Wastewater treatment was upgraded in Belmont, Ballycumber and Shannonbridge in 2013 and full secondary treatment is now provided in all public sewerage schemes in Offaly.

Water Services Capital Schemes

The Capital Schemes Programme consists of new or substantial upgrades to existing Water Supply and Wastewater schemes in the County. Schemes have previously been funded through the following programmes:

Water Services Investment Programme	(WSIP)
Rural Water Small Schemes Programme	(SS)
Special Development Contribution Schemes	(SDC).
Serviced Land Initiative	(SLI)

From 2014, Irish Water will fund all Water Services Capital Projects. Projects currently in Progress will be completed but commencement of new projects will be at the discretion of Irish Water. Three Watermain Rehabilitation contracts at various stages of Progress, two in Tullamore and one in Birr will be completed under the existing WSIP.

Offaly Co. Council has commenced discussions on developing a new Capital Priority List with Irish Water. It is envisaged that greater emphasis will be placed on completing low cost small scale projects that will expedite improvements to schemes. This approach will be beneficial to Offaly given the large number of small schemes in the County.

The following Schemes were completed or commenced in 2013:

Scheme	Cost	Source of Funding
Tullamore WSS- Development of new sources at Arden and Clonaslee.- Commenced	€1.0m	WSIP
Watermains Rehabilitation Contracts 1 and 4 (Tullamore) Commenced	€4.5m	WSIP €12m (total)
Watermain Rehabilitation Birr- Contract awarded	€1.6m	WSIP €12m (total)
Ballycumber and Belmont Wastewater Treatment Systems Upgrade Works- Ballycumber and Belmont Commenced Shannonbridge Completed	670K	RWP Small Schemes 2012 and 2013

Watermain rehabilitation works under Stage 3 of the National Water Conservation Programme are 90% funded under the WSIP and therefore require less matching funds from the Councils own resources than most other Capital Schemes. They also provide immediate return in terms of reduced water production and network repair costs.

The completion of the Belmont, Ballycumber and Shannonbridge Wastewater improvement schemes will bring all wastewater treatment schemes in Offaly to Secondary Treatment standard.

Rural Water Programme

The Capital Allocation to Offaly Group Water Schemes (GWS) for 2013 was €350,000, which included €100,000 for GWS takeover, and €250,000 for Water Conservation/Network Upgrades. This funding was allocated as follows:

GWS Name		Amount	Total
Network Upgrades	Tubber GWS	87,497	246,934
	Clareen GWS	77,255	
	Aghancon GWS	13,600	
	Rath GWS	27,412	
	Boher/Leamonaghan GWS	34,000	
Takeover	Leabeg/Leamore GWS	100,000	100,000
Emergency Works	Blackwater GWS	10,948	10,948
Total Cost of above works			350,712

An application for €10,948 emergency funding for Blackwater GWS was also approved by the Department in November. The total approved funding for the Rural Water Programme in 2013 amounted to €360,948.

For 2013 there was an increase in the grant allowed for group sewerage schemes from €2,031 to €6,500 per house. A pilot Group Sewerage Scheme for Military Road, Crinkle, Birr was allocated €39,000 under this scheme.

An allocation of €556k for Small Public Schemes was also received. This funding was granted for specific works under the Drinking Water and Waste Water Compliance categories.

The Council processed approximately €571k in subsidies to Group Water Schemes in 2013. Over €15K will be paid in well grants in 2013. All payments in respect of well grants and subsidy payments are recouped from the Department of the Environment, Heritage, and Local Government on a quarterly basis.

Environment

National Waste Collection Permit Office (NWCPO)

On the 1st February, 2012 Offaly County Council was designated as the National Waste Collection Permit Office and has since made significant progress in establishing and developing its operations.

Funding for the NWCPO comes from a levy of €2,500 on each local authority and by application fees from waste collection permit holders. The Office remains cost neutral in 2013 despite a significant reduction in income from applications due to the economic downturn.

New Waste Permit regulations are due to be published in 2014 which will impact on the operations of the office.

Waste Management

Derryclure Landfill

The Council continues to operate a waste acceptance facility at the site, where waste from domestic customers and local businesses is accepted and transported off site for reprocessing.

The capping of two cells was completed in 2013. The gas utilisation project was advanced to Tender stage.

Recycling Facilities

There are currently 43 bring banks in the County for glass, aluminium & steel cans recycling on both private and public sites. We are continuing to expand our textile bank infrastructure in order to provide additional services to the people of Offaly. The contract for servicing textile banks was procured regionally in 2013 with Laois, Westmeath and Offaly County Councils participating.

We continue to operate three Civic Amenity Facilities (CAF) in Birr, Derryclure and Edenderry. These accept a wide range of materials for recycling and complement our

existing bring bank facilities. The Council have entered a long term contract with a single operator to maintain and manage all three CAFs. Mixed domestic and biodegradable waste is accepted at Derryclure CAF.

As there is no collection service for household hazardous waste, there is provision at Birr and Derryclure facilities for this type of waste. Charges apply for all waste brought to these facilities, with the exception of electrical items, glass packaging and batteries.

The Council continues to promote home composting through the sale of composting units as well as supporting local Tidy Towns and community initiatives through local grant aid. A community composting project generated a lot of interest during 2013.

Waste Management Plan

The Waste Management Planning regional structure was changed to three regions during the year. Offaly is in the Eastern/Midlands Region. The lead Authority is Dublin City Council. Work on a Waste Management Plan for the region is under way.

Key challenges ahead are the diversion of biodegradable waste away from landfill; ensuring that all waste collectors operating in the county operate a pricing system that encourages recycling and waste minimisation.

Waste Enforcement

The Council continued to investigate all illegal waste activities and instigate legal proceedings as appropriate. We inspected and audited the operations of Waste Collector Permit holders and Waste Facility Permit Holders in the functional area including vehicles and premises, based on a risk assessment of the operations undertaken. This approach has ensured an effective use of scarce resources. The Council also participated in multi-agency road blocks.

Awareness Programme

Offaly County Council has continued to actively promote environmental awareness both in the community sector and schools. Over 90% of school in Offaly have registered for the green schools programme. Currently we have 64 schools registered for the Green Flag programme and 39 of these have received their Flag.

We are supporting communities in their efforts to introduce community composting units into their local villages. We also support community projects such as anti-graffiti and hedge-planting initiatives and the Midlands Gateway initiative. We continue to promote and support litter awareness, especially during national spring clean week. We host tidy town seminars to facilitate groups participating in the national tidy towns programme.

Protection of Natural Waters

Water Framework Directive:

Offaly is affiliated to three River Basin Districts (RBDs); namely the Shannon International River Basin District, the Eastern River Basin District and the South Eastern

River Basin District. We continue to implement an extensive operational monitoring programme of the rivers and groundwater within the county.

We continued to investigate activities and facilities, such as agriculture, septic tanks and commercial and industrial discharges to surface waters, within the catchment area of designated rivers with less than good status. We also continue to identify and implement remediation measures

Two people were trained to participate in the National Inspection Plan for septic tank inspections. Inspections under this programme will be carried out in 2014.

Protection of Groundwater:

Staff from the Environment Section implements the revised Code of Practice for the assessment of onsite waste water treatment systems for single houses. This code requires a far more comprehensive and onerous site assessment from the previous standard.

We carried out investigations of Zone of Contributions of Public Water Supply boreholes and prepared Aquifer Protection Plans; based on the perceived risk from agricultural, domestic, commercial and industrial activities to the groundwater quality. This reflects a comprehensive approach by the Council to protect the raw water quality of our public supplies and by inference the health of the people of Offaly.

Climate Change & Energy Awareness

Climate Change & Energy awareness continues to be a key area where the Council is required to show leadership in both promoting public awareness and in changing mind sets towards energy management.

Training was carried out in energy reduction techniques and audits carried out in some facilities.

Burial Grounds

The Council's Burial Ground policy has been amended in 2013 to include the opportunity for greater involvement by local community groups who wish to maintain council cemeteries by agreement with the Council. This amendment will be reviewed in late 2014. An extension to Raheen cemetery is undergoing the Part VIII planning process. Following Ministerial Orders Dungar and Portarlinton Joint Burial Boards will be dissolved on 1st June 2014 which will result in the transfer of all their assets and liabilities to Offaly County Council on that date.

Animal Control & Welfare

Stray Animal Control Service

Offaly County Council's Veterinary section manages its dog control service in co-operation with the ISPCA and in accordance with the Control of Dogs Act, 1986 which involves:

Collecting stray dogs/Taking in surrendered dogs
Investigating sheep kills
Investigating nuisance caused by dangerous dogs or dogs not under proper control

The Dog Breeding Establishments Act 2010 is being enforced by the Council to help maintain and improve the welfare standards of dogs bred in such establishments.

Control of Horses

Under the Control of Horses Act 1996, all local authorities are responsible for the control of horses in their area including the collection of stray horses on public land. New draft Control of Horses Bye Laws have been published which are due for adoption by the Council in early 2014. Funding by the Department of Agriculture has been greatly reduced during 2013 which will impact on the level of service provided.

It is also the statutory responsibility of Offaly County Council to dispose of animals dumped on public land. Every effort is made to trace the ownership of fallen stock in order to recover our costs.

Food Safety

Offaly County Council's Veterinary Department is responsible for carrying out functions in relation to Food Protection and Disease Control. It implements the terms and conditions of a Service Contract between the Food Safety Authority of Ireland (FSAI) and Offaly County Council in relation to the slaughter of food animals and imposes statutory controls on the production of meat, meat products and poultry. Its principal functions in relation to food safety relate to small throughput slaughtering premises of which there are currently four operating in the County, to meat product and distribution premises of which there are three operating within the County.

Budget 2014 - Library Service

Introduction

Throughout 2013 the Library service continued to work within the framework set out in the Library Development Plan 2010-2014: Planning for the future –connecting with the community. Considerable progress has been made with the delivery of the actions set out in the development plan. 90% of actions are achieved despite the budgetary cutbacks and decreased staffing of library services. A new 5 year Development Plan will be prepared during 2014.

A new national strategy for Public Libraries 2013-2017 will be launched in December 2013. Key recommendations include:

- Library Buildings capital programme
- Public libraries will be the frontline service of local authorities and lead in community engagement
- Public libraries will develop the roles of information, literacy learning and job seeking support
- Universal public library membership
- Shared ICT – a single national catalogue and access to a digital library
- Review of organisations structures and service delivery
- Shared Procurement

This strategy will inform the next library development plan and priorities for 2014.

Overall the trend in increased use of the library service continues. The opening of Tullamore Central library has impacted on the visits and loans in Clara, Ferbane, Kilcormac and Daingean libraries as members are using the central library to access wifi, technology training and increased book and media resources.

The continuing moratorium in recruitment has put additional pressures on decreased staffing resources.

A continuous review of library services activities including opening hours, staffing levels and evaluation of services based on budgetary cuts and non filling of staff vacancies is in place.

Performance 2013

- Membership increase – 3% (13,000)
- Visits increase – 25 % (206,000)
- Loans increase – 23% (283,000)
- Wi-Fi - 50% increase
- Income increase – print, fines etc -20%
- Website hits increase to 66,000 hits- 15%

(Based on data recorded to end of November 2013)

Tullamore Central Library

Tullamore Central Library continued with the pattern of increased visits, issues, internet use and membership. Since opening in August 2012 membership has increased by 50% (6000 members). Average daily visits to the library are 550. The demand for wifi, online learning and help with e government is increasing. Increased user activity and need for staff assistance in accessing digital resources and information is challenging with reduced staffing. The meeting rooms are in constant use for technology training, community groups, performances, launches, lectures, exhibitions and community activities.

Edenderry Library

An application for funding towards a new library in Edenderry was submitted to the DoECLG for inclusion in the nest capital programme in 2014.

Library Supports for Business

Library Supports for Business was launched in November 2013 as part of Edenderry Enterprise Focus week. This is a partnership initiative of Offaly County Enterprise Board and Offaly Library service offering a wide range of material available in various formats: books, magazines and ebooks from any library or the library website. There are materials on starting and growing a business, project management, Interviews, careers and technology.

Book and media resources

The reductions in funding allocated to books and media is impacting on the quality, range and depth of material available in libraries. Notwithstanding the funding challenges, the policy of acquiring all locally published material continues to be maintained. 10% of the books and media budget is now spent on digital resources.

Technology

Further development of the online library continued in 2013. It is now possible to become a member online, borrow books, magazines, and access the business library. Users can request information and keep up to date with latest developments in libraries using social media. Website hits have continued to increase as more services are added. 186 users attended the popular computer classes programme in Tullamore Central Library during 2013.

Children and Schools services

The School Reading Challenge, an initiative to improve literacy among young people in the county took place this year between January and June at the library. The library staff and primary school teachers worked as a team to promote literacy and forged a strong link between primary school pupils and their local library. 1761 students took part in the reading challenge in 2013. They read 35,368 books in a 5 month period. This is an average of 20 books read per pupil.

An early literacy initiative with Offaly County Childcare Committee promoted literacy and the practice of reading as a family through the classic series of Dr. Seuss books in

September. The library hosted story telling sessions in conjunction with the local primary schools as part of the promotion

The libraries continued to promote services to children and young people with the following initiatives:

- Encouraging local schools to visit libraries
- Teacher membership
- Hullabaloo Festival – Clara & Birr & Edenderry
- Book clubs – Tullamore, Edenderry, Kilcormac, Ferbane, Clara & Birr
- Literary festival, Author visits, reader development, art workshops, storytelling etc
- Family Fun days
- Summer reading challenge
- National Poetry Day,
- Offline Film Festival
- School reading challenge

Linkages and Cooperation

The libraries continued to develop linkages with Heritage, Arts, HSE, Offaly Local Development Company, VEC and Offaly Historical and Archaeological society. Initiatives include:

- Partnership with Offaly Local Development Company supporting local communities by providing job resource centres in library buildings throughout the county
- Digitisation and creation of a searchable web portal of all local newspapers from 1831–2011 – partnership with Offaly History and Heritage Officer
- Offline @ Library – partnership with Birr Offline Festivals and libraries at Birr, Tullamore, Clara and Edenderry
- Arts: Culture Night, National music day & Foundation 13 Arts event.
- Autumn Literary programme– More than books
- Sacred Heart School Irish project
- Offaly Travellers movement and Offaly Local Development online math's grinds programme.
- Positive Ageing week
- Dyslexia workshops in Tullamore Central Library
- Grand Canal Festival and Harvest Offaly Food Festival

Priorities for 2014

1. Inclusion of Edenderry Library in next Library capital funding programme 2014-2016.
2. Continuous review of library services activities to include opening hours, staffing levels and evaluation of services based on budgetary cuts and non filling of staff vacancies.
3. Participate in a pilot open library project funded by DoECLG -Tullamore Central Library

4. Commence the preparation of data transfer in correct format for new Library Management System roll out.
5. Cooperate with Shared Services programme for Public Libraries – structures review, procurement and shared ICT.
6. Continue to focus on literacy and provide quality book and media materials to library users.
7. Improve digital resources
8. Increase the provision of online learning.
9. Promote services to children and young people.
10. Implement new Child Safeguarding guidelines for libraries.
11. Continue to develop linkages and collaborative approaches to providing services
12. Continue involvement in local and national projects, events and exhibitions for the promotion of archives and local studies material
13. Continue with Health and Safety works – funding dependent.
14. Seek funding to assist in reducing energy costs in 5 libraries
15. Continue with priority maintenance works

Offaly County Council
Budget 2014

Frank Heslin – Director of Services
Reports

Budget 2014 – Roads & Health and Safety

The 2013 Initial Roads Budget was €8,297,895 and this included an NNR grant of €6,287,898, a National Road Grant of €909,807 and Own Resources funding of €1,100,190.

Additional funding was received as follows during the year from the DTTS and the NRA:

Category Of Grant	Additional Funding Received
CIR	€200,835
RIG	€939,498
RIG - Edenderry	€67,200
Minor Improvements on National Secondary	€356,000
Restoration of Surface Texture/Skid Resistance	€108,231
Route Treatment on National Secondary	€150,000
Safety Barrier on National Secondary	€17,500
National Secondary Ordinary Maintenance	€199,000
Re-surfacing on the N62 between Kennedy's Cross and Galross	€100,000
Verge/Hedge Cutting on N62/N80/N52	€19,000
NRA Public Lighting (Requested	€50,000
National Secondary Winter Maintenance	€58,700
Non National Roads Winter Maintenance	€58,134
NRA Distillery Roundabout on the N52 Tullamore By Pass	€175,000
Total	€2,499,098

Therefore an allocation of €8,297,895 at the beginning of 2013 became a final allocation €10,796,993 resulting in a 30% increase in the original allocation.

Projects undertaken and completed during 2013 are detailed under the following Grant Categories: -

1. National Road Grants

- Improvement of 500 metres of N62 between Cloghan and Ferbane
- Re-surfacing with super elevation of the N52 at Curraghmore Kilcormac
- Improvements at Pedestrian Crossing on the N52 at Scurragh Birr
- Route Treatment (chevrons and junction improvements) on the N52,N62 and N80
- Purchase of premises in Ferbane to allow for improvements to the junction of the N62 with the Ballycumber Road.

- The introduction of new speed limit warning signs on the approach to Killeigh village on the N80. (in progress)
- Restoration of surface texture and skid resistance on the N80 at Scrubb Cross Killeigh, on the N52 at Derrydolney Kilcormac and Kennedy's Cross Birr.
- Re-surfacing of the N62 between Kennedy's Cross and Galross
- Provision of Safety Barrier at various locations on the N62.
- Footpath Improvements on N52 in Kilcormac and drainage and footpaths on N62 at Roscrea Road Birr
- Completed the upgrade of salt storage and brine making facilities at Tullamore and Birr

2. Non National Road Grants

- Completion of road schemes listed in the 2013 Road Works Programme under Restoration Improvement and Surface Dressing.
- Pavement Surfacing on the R402 Daingean to Edenderry Road
- Pavement Recycling and surfacing on the R357 Blueball Cross to Cloghan Road
- Pavement surfacing in Edenderry town
- Strengthening and improvements on 13 bridges as listed in the 2013 Road Works Programme.
- Installation of traffic lights on the R357 at Clonony Bridge (in progress)
- Junction Improvements at Lemonaghan Cross
- Visibility improvements on the R491 at Kennys Cross Shinrone
- Improvements on the R437 at Broughal Cross Ferbane
- Safety Improvements on the R357 at Moystown Cross
- Improvements at Croghan Crossroads
- Installation of Pedestrian Crossing on the R402 at St Marys Road Edenderry
- Completion of the New Road/Church Road Roundabout Tullamore
- Complete upgrade of Traffic Lights in Tullamore
- 13 sections of the public local road network improved under the Community Involvement Scheme. Initiative.

3. Other Works

- Design and installation of new roundabout on the Tullamore By Pass.
- Design and installation of right turning lane, surfacing, footpaths, drainage and associated works at Killane Edenderry.
- Design and Junction Improvements at Monasteroris Edenderry .
- Installation of new link road at Sr Senan Avenue Edenderry

4. Health and Safety

Health and Safety objectives were set out at the beginning of the year with the management team. The key objective set out was to continue to good work on the Health and Safety performance of 2012-2013 and ultimately provide a safer working environment for all employees of Offaly County Council and members of the public.

The second key objective was to ensure that communication between all levels of staff within the organisation relating to health and safety was improved. Every day staff need to be reminded of the risk they face and how to eliminate or reduce this risk. During 2013 alone, there were 45 fatalities, 10 of these in the construction industry (Up to the 29th of Nov). All work needs to be treated safely and a suitable Safe system of Work agreed and communicated to all staff prior to commencing the works.

There was an overall reduction in the accident ratio up to November 2013 when compared to the same period in 2012. Senior management continued to provide leadership in order to raise the profile of safety within Offaly County Council. The management team and senior management carried out a number of inspections during the year and this will remain a key focus for 2014.

Safety Committee's in Offaly County Council met a number of times during the year to raise health and safety issues and more importantly to try and provide practical solutions to eliminate or reduce the risk to employees. The Safety Committee's have been a useful communication tool for employees from different departments enabling them to interact and learn how health and safety improvements can be achieved within their areas. These meetings will continue throughout 2014 in order to keep communication lines open and for all staff members to learn from each others input.

During 2013 a number of inspections have been carried out with the Health and Safety Authority. These inspections have been used to raise awareness in areas that need slight improvements, however overall the inspections reflect the improvements which have been made by all employees during the year. The focus for Offaly County Council in 2014 will be to continue to build a close relationship with the local Health and Safety Inspectors and take on board the valuable advice issued by them. 2014 will also involve the interaction with those involved with Irish Water and the process of liaison work with them.

The Offaly County Council online health and safety system was updated on the 'I Portal System' during the year. Improvements were carried out in conjunction with the suggestions made by staff members. This system has now become a valuable safety aid for employees when managing health and safety in their areas. One of the new additions during the year was a link to the data register, where staff can gain access to the legal documents relating to health and safety.

Internal health and safety inspections continue to be an integral part of Offaly County Councils system, and this has been well received by all employees this year. These inspections have helped to highlight areas for improvement and to prevent potential accidents from occurring. Additional internal inspection templates were developed and used by staff at all levels during the year. These inspections will continue throughout 2014.

Health and safety training continues to be at the forefront of improving health and safety awareness among staff and ensuring that staff are competent for carrying out the tasks in hand. In 2014 Offaly County Council will continue to ensure that relevant staff complete the statutory training they require.

The health and safety information, which is being developed at a national level, and new legislation such as the construction regulations will continue to be examined at local level and where deemed appropriate, integrated into Offaly County Councils Health and safety.

5. Plan for 2014

- Continue upgrading the N62 between Cloghan and Ferbane
- Progress junction improvements on the N62 at the Ballycumber Road in Ferbane
- Resurfacing on the N62 at Roscrea Road Birr
- Resurfacing on the N52 in Kilcormac
- Carry out structural/strengthening improvements on 12 bridges on the Non National Road network.
- Progress safety schemes on National and Non National roads
- Carry out all the RIG (3 year plan) schemes and surface dressing schemes allocated by the DTTS for 2014.
- Review our road improvement/treatment techniques on the NNR network using less expensive technology resulting in longer sections of road being improved.
- Adequate funding is required for the maintenance/energy costs associated with the public lighting network.
- County Road (Own Resources) allocation should be increased
- Better take up of the Community Involvement Scheme, as introduced in 2013, as a very useful funding stream for carrying out improvements on the County Road network.
- Aim to achieve greater efficiencies in our winter maintenance activities
- Continue to improve on last year's health and safety record

Budget 2014 - Fire Service Report

Activities in 2013

Offaly County Council Fire & Rescue Service provided an effective and professional response to emergencies on a 24/7, 365 days basis throughout 2012. Offaly County Council Fire & Rescue Service respond to an average of 800 incidents and 950 station callout throughout the county.

The Section 26 Fire and Emergency plan formed the basis for the Fire Service work program 2013. The 2013 budget of €2.8 million maintained the Fire Service.

In April 2013 Offaly Fire service migrated to the Eastern Regional Control Centre and all call for the assistance of the Fire Service are now taken by the Eastern Regional Control Centre, in Tara Street, Dublin.

Significant resources have been made available for training within the Fire Service with an expected spend of €150,000 for training alone in 2013. In addition the Councils commitment to training for fire fighters, and research into the latest equipment and technology ensures that our fire crews are best equipped to respond quickly, safely and effectively to the full range of emergency incidents that we attend.

The training centre in Tullamore continues to be developed and was utilised for training internally and by other Local Authorities and generated an income of over €100,000.

In addition to the above Offaly County Council Fire Service is responsible for the assessment of all Fire Safety Certificate, Dangerous Substances, and Disabled Access Certificate applications ,gave advice on planning referrals, licence applications, fire safety inspections of public premises and fire safety promotion. Offaly Fire service is actively involved in the Community Smoke Alarm Project and also delivered the Fire Safety Schools program to all primary schools in the county.

The Building Control function of Offaly County Council is integrated into the fire service. This includes the inspection and monitoring of new works to monitor for compliance with all the requirements of the Building Regulations.

Both the Local and the Regional Major Emergency Plan were maintained, reviewed and revised by the Major Emergency Development Committee, the Regional Working Group and the Regional Steering Group. Offaly County Council participated in a regional major emergency exercises/workshops in Tullamore In September and November.

Civil Defence provided emergency response capability, in particular during the severe weather in 2010, and supported the community and events throughout 2013. Over 60 Civil Defence duties were carried out during 2013.

2014

The 2014 Estimate demonstrates Offaly County Council commitment to maintaining the level of funding required to implement the Draft section 26 plan so that an effective and professional response to fires and other emergencies is provided. Offaly Fire Service will continue to explore and implement cost efficiencies across all aspects of the service.

During 2013 the National Directorate for Fire and Emergency Management(NDFEM) issued its “Keeping Communities Safe” document which reflects the policy objective of keeping people safe from fire and other dangers in Ireland. The document has been prepared by the NDFEM of the Department of Environment, Community and Local Government to fulfil its mandate to develop consistent, quality and value for money fire services in Ireland. 2014 will see the commencement of the implementation of this document.

Offaly Fire Service will continue to emphasise the education of the public in the dangers of fire, steps to reduce the risk of fire, and the importance of smoke detectors to provide early warning and adequate time to evacuate a building.

Both the Local and the Regional Major Emergency Plan will be maintained, reviewed and revised by the Major Emergency Development Committee.

Civil Defence will continue to promote, develop and maintain Civil Defence as an effective volunteer based professional organisation providing emergency response and community support services.

Budget 2014 - Information Systems Report

In 2013 the Information Systems department completed a number of significant projects. This was achieved despite reducing financial resources in the current climate.

The main projects were:-

- Upgrading of our GIS platform to ARCGIS
- Completion of redundant link to Government Networks
- Completion of tender process regarding Mobile Telephony under the sectoral framework. This will result in lower costs for mobile telephony and data transmission.
- Continued rollout of SCADA technology in all Water & Waste Water Plants across the county.
- Continued development of the NWCPO online application for Environment services.
- Relocation of the organisation's DR facility to the Comms room at the new Tullamore Library HQ.
- Completion of migration of all pc infrastructure to the Windows 7 platform and all server infrastructure to Windows2008R2. Offaly is the only Local Authority to have completed this task to date.

For 2014, the IS department will concentrate on ICT issues around

- Integration of Town Councils
- Irish Water
- Integration of LEOs
- Upgrade to CORE HR system
- Fixed Line Telephony tender
- National Shared Payroll Pilot
- Local Elections 2014

Budget 2014 - Human Resources Report

Industrial Relations

The Implementation of the Public Service Agreement 2010 – 2014 (Croke Park Agreement) continued in the first quarter of 2013 with the development of a Local Action Plan for the year setting out efficiency measures and reform practices which were agreed locally with trade unions.

In the second quarter in an unanticipated development Management and Unions were brought together by Government in order to agree a new National Agreement and effect more substantial cash savings in the public sector by year end in accordance with Government spending targets. The Haddington Road Agreement was published in mid-June and implemented from July 1st. The new agreement focuses mainly on pay and productivity measures such as pay and pension reductions, freezing of increments, increased working hours and reduction in overtime. The administration of the agreement involves significant additional administrative effort locally on the part of staff in the payroll and human resources departments which is appreciated by local management.

The following HR initiatives in 2013 were either directly or indirectly related to the implementation of the Croke Park / Haddington Road Agreements and other necessary efficiency measures;

- Reduction in Pay
- Adjustment of individual incremental progression dates and annual leave allowances
- Introduction of additional working hours for all indoor staff
- Introduction of the recording of working time for all indoor staff
- Adjustment to overtime rates of pay for outdoor staff
- Preparation for the introduction in January 2014 for 50% reduction in paid illness leave (deferred to March 2014)
- Development of a new model for Performance Management and the provision of training for all staff on that model for introduction in 2014
- Consideration of workforce plans for outdoor and indoor staff
- Agreement on plan to expand the function of HR to Human Resources and Organisational Management & Development arising from a local change management initiative.

Irish Water

There has been significant engagement with staff interests at a national level regarding the establishment of the new water utility Irish Water. Locally there has been engagement with staff interests on the carrying out of an Impact Assessment and the development of a Transition Plan. Offaly County Council has facilitated the secondment of 2 staff to the Irish Water programme in 2013.

Training & Staff Development

Corporate level training was provided in response to service and organisational needs in 2013 insofar as was possible within the available budget. All staff were trained in the use of the new model of Performance Management Development in the 3rd quarter. Service specific training was provided for Roads, Water and Environment staff. Mandatory Health and Safety training such as Safe Pass and Manual Handling courses were provided as were other essential courses.

Courses in 2013 included;

- Signing, Lighting & Guarding Update Course
- Pavement Surface Condition Course
- CSCS Signing Lighting & Guarding Refresher
- Location of Underground Services
- Safe PASS
- Driver CPC Training
- Roads Conference
- CSCS Signing Lighting & Guarding
- Managing Safely in Construction
- Chainsaw Training for Local Authority Operatives
- CSCS Health & Safety @ Roadworks
- Advance Surface Dressing
- Mobile Elevated Platform
- Core Personnel Recruitment Training
- Core BI Reporting Training
- IOSH Managing Safety In Construction
- VDU Assessor Training
- PMDS Awareness Sessions
- PMDS Line Manager Training

Staffing

Offaly County Council continues to comply with the moratorium on public service recruitment. This Council has had a policy of non-replacement of staff departing by virtue of retirement or contract expiry since September 2008 unless posts are essential and/or externally funded. Offaly Local Authorities have sustained an almost 29% reduction in staffing levels since June 2008. 13 staff left the employment of Offaly Local Authorities in 2014.

Notwithstanding the moratorium sanction was successfully sought from the Department of Environment, Community and Local Government to fill the following vacancies;

- Retained Fire Fighter
- Resident Engineer
- Assistant resident Engineer
- Music Generation Development Officer
- Station Officer Fire

- Sports Inclusion Development Officer (part-time)

There were 152 applicants. 6 posts were filled.

Staff Welfare

In the context of significant and rapid change and reduced staffing levels, HR has worked closely with the Employee Support Scheme to provide assistance to staff where required.